

Jeffrey M. Lanigan
Mayor

John A. Nash
Common Council
President

Brian Adams
City Treasurer



Gerard F. Feeney
Corporation Counsel

Joseph Guiliano
Commissioner of Public
Works

Eric Seelig
City Clerk

BOARD OF ESTIMATE AND CONTRACT

CITY HALL • ROME, NEW YORK 13440-5815

TO STREAM MEETINGS OF THE BOARD OF ESTIMATE AND CONTRACT LIVE,
PLEASE VISIT WWW.YOUTUBE.COM/@ROMENEWYORK_OFFICIAL/STREAMS.

BOARD OF ESTIMATE AND CONTRACT MEETING REGULAR SESSION

**APRIL 10, 2025
3:00 P.M.**

1. CALL THE ROLL OF MEMBERS BY THE CLERK

2. READING OF MINUTES OF PRECEDING SESSION

(Motion in order that the reading of the minutes of the preceding session be dispensed with and that they be approved.)

3. COMMUNICATIONS

4. PUBLIC SPEAKERS

5. REPORT OF DEPARTMENT HEADS

6. RESOLUTIONS

RES. NO. 66 AUTHORIZING THE CITY CLERK TO ADVERTISE FOR BIDS FOR THE 2025 PARRY STREET RECONSTRUCTION PROJECT (RFB-2025-004). **Guiliano**

RES. NO. 67 AUTHORIZING THE CITY CLERK TO ADVERTISE FOR BIDS FOR THE PREVENTATIVE MAINTENANCE AND REPAIR OF HVAC AT ROME CITY HALL AND OTHER CITY BUILDINGS (RFB-2025-007). **Guiliano**

RES. NO. 68 AUTHORIZING THE CITY CLERK TO ADVERTISE FOR BIDS FOR THE SUPPLY AND DELIVERY OF APPROXIMATELY 200 DRY TONS OF LIQUID ALUMINUM SULFATE ANNUALLY TO THE CITY OF ROME WATER FILTRATION PLANT (RFB-2025-008). **Gleasant**

RES. NO. 69 AUTHORIZING THE MAYOR OF THE CITY OF ROME TO ENTER INTO AN AGREEMENT WITH THE SUTPHEN CORPORATION, FOR AN AMOUNT NOT TO EXCEED \$1,181,226.70. **Gratch**

RES. NO. 70 AUTHORIZING THE CITY CLERK TO ADVERTISE FOR BIDS FOR THE DEMOLITION OF TORNADO DAMAGED STRUCTURES AT 425 ERIE BOULEVARD AND 328 RIDGE STREET (RFB-2025-006). **Guiliano**

7. TABLED RESOLUTIONS

RES. NO. 53 AUTHORIZING AN AMENDMENT TO AGREEMENT WITH NORTHLAND COMMUNICATIONS FOR ADDITIONAL SERVICES. **Guiliano**

RES. NO. 61 AUTHORIZING CHANGE ORDER NO. 1 TO CONTRACT WITH TRM ENVIRONMENTAL CONSULTANTS, LLC, PURSUANT TO ORIGINAL BOARD OF ESTIMATE AND CONTRACT RESOLUTION NO. 130 ADOPTED MAY 23, 2024 (\$46,000.00). **Andrews**

RES. NO. 63 AUTHORIZING CHANGE ORDER NO. 2 TO CONTRACT WITH MID-STATE ELECTRICAL CONTRACTING, PURSUANT TO ORIGINAL BOARD OF ESTIMATE AND CONTRACT RESOLUTION NO. 156 ADOPTED JULY 27, 2023 (\$248,000.00). **Andrews**

8. ADJOURNMENT

RESOLUTION NO. 66

**AUTHORIZING THE CITY CLERK TO ADVERTISE FOR BIDS FOR THE
2025 PARRY STREET RECONSTRUCTION PROJECT (RFB-2025-004).**

By _____:

BE IT RESOLVED, by the Board of Estimate and Contract of the City of Rome, New York, that the City Clerk is hereby authorized and directed to advertise for bids for the 2025 Parry Street Reconstruction Project (RFB-2025-004); and

BE IT FURTHER RESOLVED, that such bids shall be returned to the Office of the City Clerk, 1st floor, Rome City Hall, no later than 11:00 a.m. on April 24, 2025, said bids to be opened in the Common Council Chambers, 2nd floor, Rome City Hall, at 11:00 a.m. on the same date and shall be opened by the City of Rome Purchasing Agent, and

BE IT FURTHER RESOLVED, that the City of Rome reserves the right to reject any and all proposals deemed not to be in the best interests of the City of Rome.

Seconded by _____.

AYES & NAYS: Mayor Lanigan _____ Nash _____ Feeney _____
Guiliano _____ Adams _____

ADOPTED _____ DEFEATED _____

RESOLUTION NO. 67

AUTHORIZING THE CITY CLERK TO ADVERTISE FOR BIDS FOR THE PREVENTATIVE MAINTENANCE AND REPAIR OF HVAC AT ROME CITY HALL AND OTHER CITY BUILDINGS (RFB-2025-007).

By _____:

BE IT RESOLVED, by the Board of Estimate and Contract of the City of Rome, New York, that the City Clerk is hereby authorized and directed to advertise for bids for the preventative maintenance and repair of HVAC at Rome City Hall and other City buildings (RFB-2025-007); and

BE IT FURTHER RESOLVED, that such bids shall be returned to the Office of the City Clerk, 1st floor, Rome City Hall, no later than 11:00 a.m. on May 8, 2025, said bids to be opened in the Common Council Chambers, 2nd floor, Rome City Hall, at 11:00 a.m. on the same date and shall be opened by the City of Rome Purchasing Agent, and

BE IT FURTHER RESOLVED, that the City of Rome reserves the right to reject any and all proposals deemed not to be in the best interests of the City of Rome.

Seconded by _____.

AYES & NAYS: Mayor Lanigan _____ Nash _____ Feeney _____
Guiliano _____ Adams _____

ADOPTED _____ DEFEATED _____

RESOLUTION NO. 68

AUTHORIZING THE CITY CLERK TO ADVERTISE FOR BIDS FOR THE SUPPLY AND DELIVERY OF APPROXIMATELY 200 DRY TONS OF LIQUID ALUMINUM SULFATE ANNUALLY TO THE CITY OF ROME WATER FILTRATION PLANT (RFB-2025-008).

By _____:

BE IT RESOLVED, by the Board of Estimate and Contract of the City of Rome, New York, that the City Clerk is hereby authorized and directed to advertise for bids for the supply and delivery of approximately 200 dry tons of liquid aluminum sulfate annually to the City of Rome Water Filtration Plant (RFB-2025-008); and

BE IT FURTHER RESOLVED, that such bids shall be returned to the Office of the City Clerk, 1st floor, Rome City Hall, no later than 11:00 a.m. on April 24, 2025, said bids to be opened in the Common Council Chambers, 2nd floor, Rome City Hall, at 11:00 a.m. on the same date and shall be opened by the City of Rome Purchasing Agent, and


BE IT FURTHER RESOLVED, that the City of Rome reserves the right to reject any and all proposals deemed not to be in the best interests of the City of Rome.

Seconded by_____.

AYES & NAYS: Mayor Lanigan _____ Nash _____ Feeney _____
Guiliano _____ Adams _____

ADOPTED _____ DEFEATED _____

JEFFREY LANIGAN
MAYOR



JENNIFER GLEASMAN
PURCHASING AGENT

PURCHASING DEPARTMENT

ROME CITY HALL ♦ 198 N. WASHINGTON STREET
ROME, NEW YORK 13440-5815
(315) 339-7665 ♦ FAX (315) 838-1165
jgleasman@romecitygov.com
www.romenewyork.com

BID NUMBER: RFB-2025-008

**BID TITLE: THE SUPPLY AND DELIVER APPROXIMATELY 200 DRY TONS OF
LIQUID ALUMINUM SULFATE ANNUALLY TO CITY OF ROME
WATER FILTRATION PLANT.**

BID OPENING: 4/24/25 at 11:00 AM (local time)

COMPANY NAME: _____

MAILING ADDRESS: _____

PHONE: _____

FAX: _____

EMAIL: _____

WEBSITE: _____

SIGNATURE: _____

PRINTED NAME/TITLE: _____

TOTAL OF BID: \$ _____

PROPOSER'S WARRANTY: The above-signed person by his/her affixed signature certifies that he/she is an officer of the organization. He/she has been specifically authorized to offer a proposal in full compliance with all requirements and conditions, as set forth in this Proposal, other than those deviations noted above. He/she has fully read and understands the Proposal and has full knowledge of the scope, nature, quantity, and quality of work to be performed and that he/she has carefully examined and checked the materials, equipment, labor, service, and cost thereof, and hereby states that the amount or amounts set forth in the proposal is or are correct. The bidder further agrees not to make claim for reformation, modification, or correction of this proposal after the scheduled closing time for receipt of proposal bids.

TABLE OF CONTENTS

Page Title	Page No.
Proposer's Warranty & Bid Total.....	1
Invitation and Instructions To Bid.....	3
General Conditions.....	4 - 7
○ Scope of Work	
○ Site Visit	
○ Prevailing Wage	
○ Contract Period	
○ Tax	
○ Finance Charges	
○ Price	
○ Duration of Proposal Offer	
○ Method of Award	
○ Acceptance or Rejection	
○ Completion Date & Delivery Schedule	
○ Time Is Of The Essence	
○ Notice of Delay	
○ Guarantee/Warranty	
○ Insurance	
○ Contract Termination	
○ Limitations	
○ General	
○ Literature	
○ Protest and Appeal Procedures	
○ Proposal Guarantee (Bid Bond)	
○ Performance Bond	
○ General Municipal Law	
○ Minority Business Enterprise Participation	
○ Responsible Bidder	
Deviations Sheet.....	8
Non-Collusive Bidding Certificate.....	9
Bidders Checklist.....	10
Technical Specification Sheet.....	11-12



INVITATION AND INSTRUCTIONS TO BID

The City of Rome, New York invites your firm to participate in the enclosed Request for Bid for:

BID NUMBER: RFP-2025-008

BID TITLE: THE SUPPLY AND DELIVER APPROXIMATELY 200 DRY TONS OF LIQUID ALUMINUM SULFATE ANNUALLY TO CITY OF ROME WATER FILTRATION PLANT.

This sealed bid will be publicly opened and read in the Common Council Chambers on **4/24/2025 at 11:00 AM (local time)**

Bid must be covered by Money Order, Certified Check, or Bid Bond in the amount of 5% of the amount of the total bid.

Sealed bids must be clearly marked with the bid number and title and sent to the address below, where they will be time-stamped, local time to:


**Office of the City Clerk
RFB-2025-008
Rome City Hall
198 North Washington Street
Rome, NY 13440**

If additional information is required, please contact:

**JENNIFER GLEASMAN, PURCHASING AGENT
City of Rome
198 North Washington Street
Suite 1-C
Rome, NY 13440
Phone: 315-339-7665
Fax: 315-838-1165**

Email: jgleasman@romecitygov.com

Bid is available electronically at WWW.BIDNET.COM, WWW.ROMENEWYORK.COM, WWW.MVBE.COM



GENERAL CONDITIONS

SCOPE OF WORK:

Scope of work will be listed under the **TECHNICAL SPECIFICATIONS** pages 11-12.

CONTRACT PERIOD:

Shall be for one year from date of execution with (2) extensions of (12) months, and may be awarded upon mutual written agreement between the City of Rome and the Vendor.

QUESTIONS REGARDING SPECIFICATIONS:

Any questions relative to interpretation of specifications may be directed to the Purchasing Agent, Jennifer Gleasman at 315-339-7665 or by e-mail to jgleasman@romecitygov.com

TAX:

Purchases by the City of Rome, New York, are not subject to any sales tax, federal excise tax or transportation tax. City of Rome Federal ID No: 15-6000414

FINANCE CHARGES:

The City of Rome will not be subjected to finance or late charges under this contract.

PRICE:

Best and final price shall be offered. All pricing shall remain firm for the term of the contract. The Consumer Price Index will be the standard for any price adjustments requested for fuel and/or commodities. Such request must be submitted in writing to be considered for approval by the City.

DURATION OF PROPOSAL OFFER:

Proposals are irrevocable for a period of sixty (60) calendar days following the closing date of this bid proposal.

METHOD OF AWARD:

The contract shall be awarded to the lowest responsible and responsive bidder whose bid meets the requirements set forth herein. Final determination will be made by the City as deemed to be in its best interests. Taken into consideration will be the reliability of the bidder, the quality of the materials/services offered, their level of quality and conformity with the specifications, and the terms of delivery.

ACCEPTANCE OR REJECTION:

The City of Rome Board of Estimate and Contract reserves the right to accept or reject any or all bids received.

COMPLETION DATE & DELIVERY SCHEDULE:

Each bidder must include in the bid an approximate delivery date from contract award. Delivery time may or may not be considered at the time of bid consideration.

TIME IS OF THE ESSENCE:

All times stated herein are of the essence.

NOTICE OF DELAY:

If the successful bidder encounters difficulty in meeting performance requirements or has knowledge of a possible delay, the vendor shall immediately notify the Purchasing Agent, preferably in writing. A slippage will require the vendor to demonstrate an alternate means of recovering the anticipated or actual delay in contract performance.

GUARANTEE/WARRANTY

The bidder must guarantee that the equipment offered is a model of regular stock product, with parts regularly used for this type of equipment offered; also, that no attachment or part has been substituted or applied contrary to manufacturer's recommendations or standard practices. The unit delivered must be warranted against faulty materials and workmanship for a period that should such faults develop, the bidder agrees to replace/repair the unit or part affected without cost to the City of Rome, New York, with all replacement parts paid for by the contractor.

INSURANCE

The contractor (vendor) shall maintain such insurance as will protect him from all claims under the Workers' Compensation Act and all other causes of action for personal injury and property damage, naming the City of Rome as an additional insured. The requirements that need to be on a Certificate of Insurance are:

Workers' Compensation

- *Vendor must supply proof of their Workers' Compensation insurance and should generally be reported on a separate page.*
- *If they are not required to carry it, then they must supply a letter stating that they are a sole proprietor and/or have no employees and are not required to carry Workers' compensation.*

General Liability

- *\$2,000,000 for each occurrence of property damage and bodily injury, and not less than*
- *\$4,000,000 aggregate*
- *\$1,000,000 auto liability, if vehicles are used.*

Description Section

- *Should read "The City of Rome is included as additional insured".*

Certificate Holder and Additional Insured

- *Should read the City of Rome only. It should not include an individual department or the name of an individual person.*

Cancellation Section

- *Should read "30 days written notice".*

CONTRACT TERMINATION:

The City may terminate for cause if the vendor fails to perform any material condition of the contract and such failure continues remedied for thirty (30) days after receipt of notice from the City.

LIMITATIONS:

Neither the vendor nor its affiliates shall be liable in any way for delay, failure in performance, loss damage due to any of the following conditions: fire, explosion, power blackout, earthquake, flood, the elements, civil or military authority, or acts of God. The vendor shall be liable for any delay, loss, and property damage attributable to any service or actions of any of its employees or agents.

GENERAL:

Any modification or waiver of any provision of the Contract must be in writing and signed by authorized representatives of both parties. If any term or provision of the contract shall be held invalid or unenforceable, the remainder of the contract shall not be affected.

The waiver by either party of any breach of the Contract by the other party will not operate as a waiver of subsequent breaches of the same or different kind.

LITERATURE:

Each bidder shall include product or equipment literature as available.

PROTEST AND APPEAL PROCEDURES:

Protests regarding the validity or appropriateness of the specifications or of the Request for proposal shall be filed in writing with the City Treasurer no later than two (2) days prior to the closing of the bids. The address to submit the protest is:

City Clerk
City of Rome
198 N. Washington St.
Rome, New York 13440

Such protests will not be considered if received later than the date established in paragraph above. Protests shall be explicit and in sufficient detail to stand on their own record. Post-award protests shall be in writing in a diligent and timely fashion and to be received in the City Clerk's Office no later than five (5) days after receipt of the award notice.

PROPOSAL GUARANTEE (BID BOND):

Each proposal bid must be guaranteed by cash, certified check, or bid bond in the amount of 5% of the amount of the bid total. The City may hold the proposal guarantee until the execution of the contract. All other proposal guarantees will be returned within thirty (30) days after proposal opening. The proposal guarantee of any proposer who withdraws a proposal after proposals are opened shall be forfeited to the City, irrespective of the reason for such withdrawal. The City may hold the proposal guarantee until the execution of the contract. All other proposal guarantees will be returned within thirty (30) days after proposal opening. The proposal guarantee of any proposer who withdraws a proposal after proposals are opened shall be forfeited to the City, irrespective of the reason for such withdrawal.

GENERAL MUNICIPAL LAW COMPLIANCE:

STATE OF NEW YORK, Section 103-a
Effective: July 1, 1959

"Upon the refusal of a person, when called before a Grand Jury to testify concerning any transaction or contract had with the State, any political subdivision thereof, a public authority or with any public department, agency or an official of the state or any political subdivision thereof or of a public authority, to sign a waiver of immunity against subsequent criminal prosecution or to answer any relevant questions concerning such transaction or contract, (a) such person, and any firm, partnership or corporation of which he is a member, partner, or director or officer shall be disqualified from thereafter selling to or submitting bids to or receiving awards from or entering into any contracts with any municipal corporation or any public department, agency or official thereof for goods, work or services, for a period of five years after such refusal, and (b) any and all contract made with any municipal corporation or any public department, agency or official thereof, since the effective date of this law, by such

person, and by any firm, partnership or corporation of which he is a member, partner, director or officer may be cancelled or terminated by the municipal corporation without incurring any penalty or damages on account of such cancellations or termination, by any monies owing by the municipal corporation for goods delivered or work done prior to the cancellation or termination shall be paid all pursuant to Section 103-a of the General Municipal Law of the State of New York."

MINORITY BUSINESS ENTERPRISE PARTICIPATION:

Minority and women-owned business enterprises are encouraged in the performance of all City material, supply, professional and construction contracts and sub-contracts;

A "minority business enterprise" is defined as a business firm which is at least fifty-one percent (51%) owned by minority group members. The minority ownership must exercise actual day-to-day management and control of the business. "Minority" means Blacks, Hispanics, American Indians, Alaskan Natives, Asians and Pacific Islanders.

A "women-owned business enterprise" is defined as a business firm which is at least fifty-one percent (51%) owned by women. The women ownership must exercise actual day-to-day management and control of business.

Bidders are requested to provide the following:

- a. Is your company 51% or more women owned? yes no
- b. Is your company 51% or more minority owned? yes no
- c. If you answer YES to Number 2, check one of the following:
 Black Hispanic Alaskan Native
 Asian/Pacific Islands American Indian

RESPONSIBLE BIDDER

Each bidder will complete the following to enable the City to determine a Responsible Bidder.

- A. Is your firm presently engaged in actions which will lead to a merger, consolidation, or other form of reorganization? yes no
- B. Has your firm filed for bankruptcy? yes no

In determining the "lowest responsible bidder," in addition to price, the purchasing authority shall consider the ability, capacity and skill of the bidder to perform the contract or provide the service required; whether the bidder can perform the contract or provide the service promptly or within the time specified, without delay or interference; the character, integrity, reputation, judgment, experience and efficiency of the bidder; the quality of performance or previous contracts or services; the and existing compliance by the bidder with laws and ordinances relating to the contract or service; the sufficiency of the financial resources and ability of the bidder to perform the contract or provide the service; the quality, availability and adaptability of the supplies or contractual services to the particular use required; the ability of the bidder to provide future maintenance and service for the use of the subject of the contract; and the number and scope of conditions attached to the bid.

DEVIATIONS SHEET

DEVIATIONS FROM SPECIFICATIONS:

Bidders must itemize all deviations to the specifications on Deviations Sheet. If this is not sufficient space, attach additional sheets as required. A statement referring to manufacturer's literature or specifications without stating the actual deviation thereon will be cause for disqualification. Unless otherwise stated by the bidder on the attached sheet provided, the proposal will be considered as being in strict accordance with the specifications outlined herein, even though the manufacturer's literature indicated deviations from the City's specifications.

NON-COLLUSIVE BIDDING CERTIFICATE

Pursuant to Chapter 675, Laws of 1966

- (a) By submission of this bid, each bidder and each person signing on behalf of any bidder certifies, and in the case of a joint bid, each party thereto certifies as to its own organization, under penalty of perjury, that to the best of knowledge and belief:
- (1) The prices in this bid have been arrived at independently without collusion, consultation, communication, or agreement, for the purpose of restricting competition, as to any matter relating to such process with any other bidder or with any competitor:
 - (2) Unless otherwise required by law, the prices which have been quoted in this bid have not been knowingly disclosed by the bidder and will not knowingly disclosed by the bidder prior to opening, directly or indirectly, to any other bidder or to any competitor; and
 - (3) No attempt has been made or will be made by the bidder to induce any other person, partnership or corporation to submit or not submit a bid for the purposes of restricting competition.

(Name of Bidder)

(Official capacity)

BIDDERS CHECKLIST

This bid may not be acceptable without completing the following information. For your protection, please review your bid and indicate by a check mark that all requested information has been included and/or read:

- | | |
|---|--------------------|
| <input type="checkbox"/> PROPOSER'S WARRANTY | Ref Page 1 |
| <input type="checkbox"/> INSTRUCTIONS TO BIDDERS | Ref Page 3 |
| <input type="checkbox"/> MINORITY BUSINESS ENTERPRISE PARTICIPATION | Ref Page 7 |
| <input type="checkbox"/> RESPONSIBLE BIDDER | Ref Page 7 |
| <input type="checkbox"/> DEVIATIONS SHEET | Ref Page 8 |
| <input type="checkbox"/> NON-COLLUSIVE BIDDING CERTIFICATE | Ref Page 9 |
| <input type="checkbox"/> BIDDERS LIST OF REFERENCES | Supplied By Bidder |

Do not separate or remove any pages from this bid package. Doing so may render your bid invalid. Please return the checklist with your bid



TECHNICAL SPECIFICATIONS

LIQUID ALUMINUM SULFATE

- QUANTITIES:** Quantity is approximate; contract shall be for the actual quantity ordered during the contract period. The quantity of Liquid Aluminum Sulfate shall be approximately 200 dry tons per annum.
- TAX:** Purchases made by the city of Rome are not subject to any sales tax, federal excise tax or transportation tax.
- PRICE:** Price shall be F.O.B. Rome Water Filtration Plant, 6105 Stokes-Lee Center Road, Lee Center, NY 13363
- AWARD:** Award will be made to lowest responsible bidder who meets the Technical Specifications. Items offered must meet the requirements of the City of Rome and must be approved by the City or Rome Public Works Commissioner, or his authorized agent. The City of Rome reserves the right to reject any or all bids, whichever may serve the best interest of the City of Rome.
- DELIVERY:** Delivery of Aluminum Sulfate shall be in liquid form in tank truck shipments not to be less than 40,000 lbs each when called for during the contract period. Supplier will not charge extra for weekend, holiday or "after hours" deliveries.
- MATERIAL SPECIFICATIONS:** The Liquid Aluminum Sulfate shall be certified pursuant to American National Standards Institute (ANSI)/National Sanitation Foundation (NSF) Standard 60. It shall meet all applicable requirements of AWWA and the New York State Health Department. The vendor will furnish an Affidavit of Compliance with the ANSI/NSF Std 60 with the bid.

The Liquid Aluminum Sulfate supplied must be manufactured using un-refined Bauxite ore and

Sulfuric Acid. Hydrate-based material will not be accepted.

The product must contain a minimum of 8.3% Aluminum Sulfate and have a pH of 2.1 to 2.5. Alum should not contain any free acid.

**DEVIATIONS
FROM SPECIFICATIONS:**

A bidder may submit a proposal containing deviations from the Detailed Specifications and shall state wherein his bid differs from the specifications. Consideration may or may not be given to any or all such deviations, whichever is in the best interests of the City of Rome, New York.

MSDS: A Material Safety Data Sheet must be included with the first shipment.

RESOLUTION NO. 69

**AUTHORIZING THE MAYOR OF THE CITY OF ROME TO
ENTER INTO AN AGREEMENT WITH THE SUTPHEN CORPORATION,
FOR AN AMOUNT NOT TO EXCEED \$1,181,226.70.**

By _____:

WHEREAS, David Gratch, Chief of the Fire Department for the City of Rome, New York has recommended that the City of Rome, New York, enter into an agreement with The Sutphen Corporation, for the purchase of a heavy-duty custom pumper, at an amount not to exceed \$1,181,226.70, pursuant to the attached agreement; now, therefore,

BE IT RESOLVED, by the Board of Estimate and Contract of the City of Rome, that the Mayor of the City of Rome is hereby authorized to enter into an agreement with The Sutphen Corporation, for the purchase of a heavy duty custom pumper, at an amount not to exceed \$1,181,226.70, pursuant to the attached agreement, which is made part of this Resolution.

Seconded by _____.

AYES & NAYS: Mayor Lanigan _____ Nash _____ Feeney _____
Guiliano _____ Adams _____

ADOPTED _____ DEFEATED _____



PURCHASE AGREEMENT

FOR SUTPHEN FIRE APPARATUS

THIS AGREEMENT made and entered into this ____ day of APRIL 2025 by and between THE SUTPHEN CORPORATION, an Ohio Corporation, of Dublin, Ohio, hereinafter called "SUTPHEN" and the CITY OF ROME FIRE DEPARTMENT of ROME, NEW YORK, hereinafter called "PURCHASER", sets forth the terms whereby Purchaser agrees to purchase a fire apparatus from Sutphen pursuant to the terms contained herein.

1. **PURCHASE**: Purchaser hereby agrees to buy and Sutphen hereby agrees to sell and furnish to Purchaser the apparatus and equipment according to the Sutphen Proposal dated MARCH 14TH 2025 and made a part hereof, and the Proposal Price Page with the Sutphen Terms and Conditions also made part of this Agreement as attached hereto ("Proposal").
2. **PURCHASE PRICE**: Purchaser agrees to pay for said apparatus and equipment the total Purchase Price of ONE MILLION ONE HUNDRED EIGHTY ONE THOUSAND TWO HUNDRED TWENTY SIX DOLLARS AND SEVENTY CENTS (\$ 1,181,226.70).

Changes to National Fire Protection Association ("NFPA") 1900, Environmental Protection Agency ("EPA") or changes legislated by Federal, State or Local Governments or changes in part availability or vendor relationships that impact the cost to manufacture the truck may incur additional charges which shall be borne by the purchaser. These may include but are not limited to changes that affect the major vendors of the fire apparatus industry such as pump manufacturers, seat manufacturers, electrical power supplies (generators) and powertrain (engine & transmission). Sutphen shall provide written notice to the Purchaser as soon as it reasonably believes any provision may be invoked. Sutphen shall provide, upon written request, documentation of such changes and increases.

Any such changes shall be documented on a change order executed by both Sutphen and Purchaser.

3. **PAYMENT**: Final payment shall be made at the time of final inspection at the factory as per Sutphen Proposal Terms and Conditions. Should payment be delayed, Sutphen reserves the right to charge interest at the rate of one and one-half percent (1.5%) per month, beginning on the day after payment is due.

4. **FINAL COMPLETION**: The apparatus and equipment being purchased hereunder shall be completed within approximately ²⁸⁻³⁴ months after the receipt and acceptance of this agreement at Sutphen's office as per Sutphen Proposal, provided that such delivery date shall be automatically extended for delays beyond Sutphen's control, including, without limitation, strikes, labor disputes, riots, civil unrest, pandemics, war or other military actions, sabotage, government regulations or controls, fire or other casualty, or inability to obtain materials or services. If such delay occurs, Sutphen shall give notice of delay to Purchaser. Purchaser shall not be entitled to any discount or reduction in price for such delay and Sutphen shall not be liable for any damages (compensatory, incidental, consequential or otherwise) related to such delay.
5. **MANUFACTURER'S CERTIFICATE OF ORIGIN**: Delivery, payment, and transfer of the Manufacturer's Certificate of Origin (MCO) shall take place at Sutphen during final inspection, and upon payment in full in accordance with the terms of this Agreement. Sutphen reserves the right to withhold delivery of the MCO until payment in full is received. If Purchaser requires any third-party equipment mounting, the apparatus shall be moved to the third-party facility by the dealer or Purchaser for such mounting. Such third-party work shall not delay or offset payment to Sutphen.
6. **SUTPHEN WARRANTIES**: Sutphen warrants to Purchaser that all goods and services furnished hereunder will conform in all respects to the terms of this order, including any applicable change orders, drawings, specifications, or standards incorporated herein, and/or shall be free of defects in materials, workmanship, and free from such defects in design. In addition, Sutphen warrants that the goods and services are suitable for and will perform in accordance with the purposes for which they were intended, for a period of one year from the Warranty Registration Date, unless an extended warranty is purchased.
7. **SHORTAGES AND OMISSIONS**: The apparatus shall be tested per NFPA #1900 at Sutphen's manufacturing facility. Purchaser agrees that the apparatus and equipment being purchased hereunder shall not be driven or used in any manner until it is paid for in full. In the event there are any shortages or omissions with the apparatus at time of completion, Purchaser may withhold a sum equivalent to the price of any such shortages as determined by Sutphen.

8. **DEFAULT**: In the case of any default in payment hereunder or in the payment on any notes, negotiable paper, obligations or other instruments issued by Purchaser, Sutphen may take full possession of the apparatus and equipment or of the piece or pieces upon which default has been made, and any payments that have been made theretofore shall be applied as rent in full for the use of the apparatus and equipment up to the date of taking possession by Sutphen.
9. **PURCHASER GUARANTEES**: With the signing of this agreement, Purchaser attests that it has the full power and legal authority to enter into this agreement and guarantees that funds for its purchase are available or in the process of collection.
10. **ACCEPTANCE**: This agreement shall not be binding until it is signed and approved by an officer of the Sutphen Corporation.
11. **TAXES, ETC.**: The purchase price provided for herein does not include any federal, state or local sales tax, duties, imposts, revenues, excise or other taxes which may hereafter be imposed by governmental authority or otherwise and which are made applicable to the apparatus or equipment covered by the agreement. In the event that any such taxes are subsequently imposed and become applicable, the purchase price herein shall be increased by the amount of such taxes and such sum shall be immediately paid by Purchaser to Sutphen. To the extent applicable, the prices and deliveries set forth herein are subject to the Defense Production Act.
12. **INSURANCE**: Sutphen shall provide insurance insuring the apparatus and equipment against loss by fire, theft, or collision and insuring against property damage and personal injury through the completion of the apparatus and transfer of the Manufacturer's Certificate of Origin.
13. **TERMINATION**: After the execution of this Agreement, Purchaser shall have no right to terminate the Agreement. Sutphen may, in its absolute and sole discretion, accept Purchaser's request to terminate the Agreement. In the event Sutphen accepts Purchaser's request to terminate the Agreement, Sutphen may charge a cancellation fee. The following charge schedule based on costs incurred may be applied, at Sutphen's sole discretion: (a) 10% after order is accepted by Sutphen; (b) 30% of the Purchase Price after production has commenced. The cancellation fee may increase accordingly as costs are incurred as the order progresses through engineering and into manufacturing. Notwithstanding the foregoing, Purchaser shall have the right to terminate the Agreement in the event of a breach of the Agreement by Sutphen. Purchaser shall give Sutphen written notice of such Breach and give Sutphen thirty days (30) days to cure the breach. If it is not cured, then termination will become effective without any cancellation fee.
14. **GENERAL**: This agreement and the Sutphen Proposal provided herein take precedence over all previous negotiations, oral or written, and no representations or warranties are applicable except as specifically contained in this agreement or in the Sutphen Proposal. No alteration, modification, amendment or change of this Agreement shall be binding unless executed in writing by the parties. No waiver of any of the provisions of this Agreement shall be deemed a waiver of any other

provision, whether or not similar, nor shall any waiver constitute a continuing waiver. If a Purchase Order is also issued, this Agreement and the Sutphen Proposal Terms and Conditions shall supersede the terms in the Purchase Order where terms may be inconsistent. This Agreement may be signed in counterparts by the parties, each of which shall be deemed an original, but all of which together shall be deemed to be one and the same Agreement. A signed copy of this Agreement delivered by facsimile, e-mail, or other means of electronic transmission shall be deemed to have the same legal effect as delivery of an original signed copy of this Agreement. This Agreement may only be amended, modified or supplemented by an agreement in writing signed by each party hereto.

15. **GOVERNS:** This Agreement shall be construed and enforced in accordance with the laws of the State of New York. Any action or proceeding commenced hereunder shall be commenced in the State or Federal court of appropriate jurisdiction with venue in Oneida County. All of the terms and provisions of this Agreement shall be binding upon and inure to the benefit of and be enforceable by Sutphen, Purchaser, their successors and assigns.

IN WITNESS WHEREOF, the parties hereto have caused this agreement to be duly executed and attested by its duly authorized representatives, effective as of the date below when accepted at Sutphen Corporations offices.

**SALES REPRESENTATIVE OF
THE SUTPHEN CORPORATION**

By _____
Sales Representative

Accepted at offices of:
The Sutphen Corporation
6450 Eiterman Rd.
Dublin, Ohio 43016

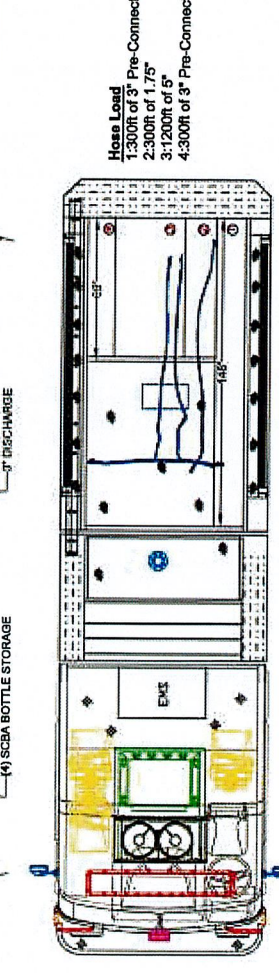
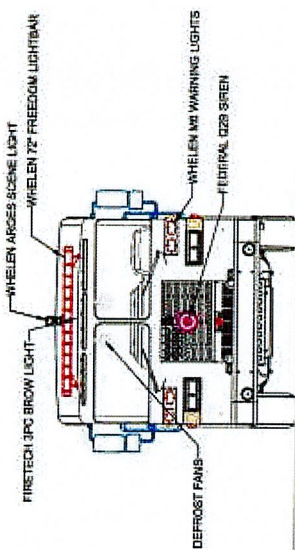
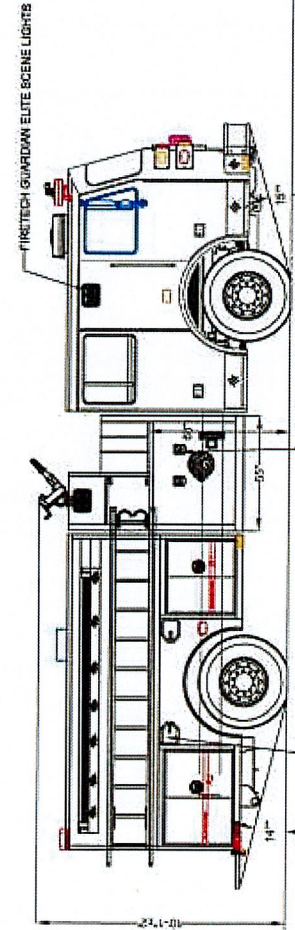
By _____
Title _____
Date _____

PURCHASER

CITY OF ROME FIRE DEPARTMENT

By _____
Title _____
Date _____

By _____
Title _____
Date _____

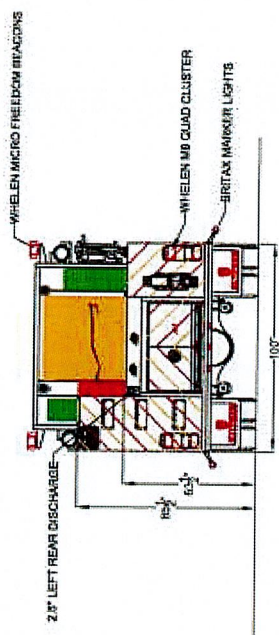
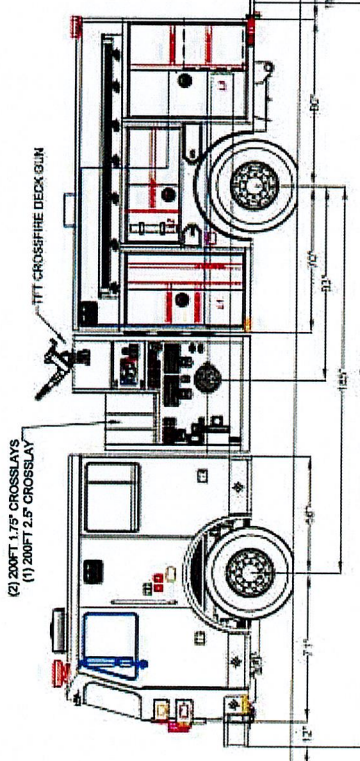


Group	Qty	Description	Make/Model	Value
1	1	WHEEL GUARDIAN ELITE SCENE LIGHTS	WHEEL GUARDIAN ELITE	2,200.00
2	1	WHELEN ARCES SCENE LIGHT	WHELEN ARCES	2,200.00
3	1	WHELEN 72\"/>		

Group	Qty	Description	Make/Model	Value
4	1	WHELEN MICRO FREEDOM EMERGENCIES	WHELEN MICRO FREEDOM EMERGENCIES	1,200.00
5	1	WHELEN W9 WARNING LIGHTS	WHELEN W9	2,200.00
6	1	FIRSTAID 1288 SIREN	FIRSTAID 1288	2,200.00
7	1	BRITAX MARKER LIGHTS	BRITAX MARKER LIGHTS	2,200.00
8	1	WHELEN 3RD BROW LIGHT	WHELEN 3RD BROW LIGHT	2,200.00
9	1	FIRSTTECH 3RD BROW LIGHT	FIRSTTECH 3RD BROW LIGHT	2,200.00
10	1	DEFROST FANS	DEFROST FANS	2,200.00
11	1	WHELEN 72\"/>		

Hose Load
 1-300ft of 3" Pre-Connected
 2-300ft of 1.75"
 3-1200ft of 5"
 4-300ft of 3" Pre-Connected

Hale Qmax 1500 single stage Water Tank Capacity 980 gal Foam Tank Capacity 20 gal



ALL DRAWINGS SHOWN ON THIS DRAWING ARE APPROXIMATE DIMENSIONS ONLY. DIMENSIONS MAY VARY DURING PRODUCTION. DIMENSIONS SHOWN IN THE EVENT OF A DISCREPANCY BETWEEN THE DIMENSIONS SPECIFIED AND SHOWN, THE DIMENSIONS SPECIFIED SHALL PREVAIL. DIMENSIONS FOR REFERENCED ONLY. SOME ITEMS NOT SHOWN OR DETAIL NOT TO BE SHOWN OR DETAIL.

CUSTOMER APPROVAL

NAME: _____
TITLE: _____
DATE: _____

Submitted by:
 J. Corbin
 Title: 11/21/2023
 Date: 11/21/23
 Location: EAST
 Unit: 115454141

SUTHERLAND
 1-800-551-7880
 ROME FIRE DEPT.
 ROME, NY
 CUSTOMER JOB NUMBER
 115454141



PROPOSAL

TO THE:

Rome City Fire Dept.
Attn: Chief David Gratch and DC Bernie Kaier
Black River Boulevard
Rome, NY, 13440

DATE: March 14, 2025

Dear Chief Gratch and DC Kaier:

Vander Molen Fire Apparatus and Sutphen Corporation hereby propose and agree to furnish the following firefighting equipment upon your acceptance of this proposal, priced according to the Sourcewell Contract 113021-SUT.

The City of Rome's Sourcewell Member ID is 112454

One (1) Sutphen Heavy Duty Custom Pumper Manufactured at our Lake Aerial Factory, Complete and Delivered for the Total Sum of\$1,181,226.70 per unit.

The unit shall be manufactured completely in accordance to the following proposal and delivered in approximately **28-34 months** from the date of the contract signing or purchase order and acceptance at Sutphen, subject to delays from all causes beyond our control.

This proposal shall be valid thirty (30) days. If the contract or purchase order is not received within this proposed duration, Sutphen shall, modify our proposal, including pricing, delivery times, and prepayment discounts as applicable.

Should any changes be required as mandated by NFPA, EPA, or other Federal, State or Local Governments, or changes due to part availability or vendor relationships, such changes shall be documented on a change order and purchaser shall be responsible for additional charges as applicable. These may include but are not limited to changes that affect the major vendors of the fire apparatus industry such as pump manufacturer, seat manufacturer, electrical power supplies (generators) and powertrain (engine & transmission).

The Truck will meet the 2024 NFPA new standard and we have costed this to have the new EPA 2026, X10 motor.

Respectfully submitted,

Philip Vander Molen
President, Vander Molen Fire Apparatus
Authorized Representative for Sutphen Corporation
315-952-7787



SUTPHEN CORPORATION

6450 Eiterman Road | Dublin, OH 43016 | 1-800-848-5860

TERMS & CONDITIONS

Changes to National Fire Protection Association ("NFPA") 1900, Environmental Protection Agency ("EPA") or changes legislated by Federal, State or Local Governments or changes in parts availability or vendor relationships that impact the cost to manufacture the truck may incur additional charges which shall be borne by the Purchaser. These may include but are not limited to changes that affect the major vendors of the fire apparatus industry such as pump manufacturers, seat manufacturers, electrical power supplies (generators) and powertrain (engine & transmission). Any such changes shall be documented on a change order executed by both Sutphen and Purchaser.

Sutphen shall provide written notice to the Purchaser as soon as it reasonably believes any cost increase provision may be invoked. Sutphen shall provide, upon written request, documentation of such changes and increases.

Sutphen will use its reasonable best efforts to deliver the apparatus within the timeframe quoted herein, provided that such delivery date shall be automatically extended for delays beyond Sutphen's control, including, without limitation, strikes, labor disputes, riots, civil unrest, pandemics, war or other military actions, sabotage, government regulations or controls, fire or other casualty, or inability to obtain materials or services. If such delay occurs, Sutphen shall give notice of delay to Purchaser. Purchaser shall not be entitled to any discount or reduction in price for such delay and Sutphen shall not be liable for any damages (compensatory, incidental, consequential or otherwise) related to such delay.

Final payment shall be made at the time of final inspection at the factory. Should payment be delayed, Sutphen reserves the right to charge interest at the rate of one and one-half percent (1.5%) per month, beginning on the day after payment is due.

Delivery, payment, and transfer of the Manufacturer's Certificate of Origin (MCO) shall take place at Sutphen during final inspection, and upon payment in full in accordance with these terms. Sutphen reserves the right to withhold delivery of the MCO until payment in full is received. If Purchaser requires any third-party equipment mounting, the apparatus shall be moved to the third-party facility by the dealer or Purchaser for such mounting. Such third-party work shall not delay or offset payment to Sutphen. The apparatus shall be tested per NFPA #1900 at Sutphen's manufacturing facility. Purchaser agrees that the apparatus and equipment being purchased hereunder shall not be driven or used in any manner until it is paid for in full. In the event there are any shortages or omissions with the apparatus at time of completion, Purchaser may withhold a sum equivalent to the price of any such shortages as determined by Sutphen.

In the case of any default in payment hereunder or in the payment on any notes, negotiable paper, obligations or other instruments issued by Purchaser, Sutphen may take full possession of the apparatus and equipment or of the piece or pieces upon which default has been made, and any payments that have been made theretofore shall be applied as rent in full for the use of the apparatus and equipment up to the date of taking possession by Sutphen.

Sutphen warrants to Purchaser that all goods and services furnished hereunder will conform in all respects to the terms of this order, including any applicable change orders, drawings, specifications, or standards incorporated herein, and/or defects in materials, workmanship, and free from such defects in design. In addition, Sutphen warrants that the goods and services are suitable for and will perform in accordance with the purposes for which they were intended, for a period of one year from the Warranty Registration Date, unless an extended warranty is purchased.

The purchase price provided for herein does not include any federal, state or local sales tax, duties, imposts, revenues, excise or other taxes which may hereafter be imposed by governmental authority or otherwise and which are made applicable to the apparatus or equipment covered by this Proposal. In the event that any such taxes are subsequently imposed and become applicable, the purchase price herein shall be increased by the amount of such taxes and such sum shall be immediately paid by Purchaser to Sutphen. To the extent applicable, the prices and deliveries set forth herein are subject to the Defense Production Act.

Sutphen shall provide insurance insuring the apparatus and equipment against loss by fire, theft, or collision and insuring against property damage and personal injury through the completion of the apparatus and transfer of the Manufacturer's Certificate of Origin.

After the execution of this Agreement, Purchaser shall have no right to terminate the Agreement. Sutphen may, in its absolute and sole discretion, accept Purchaser's request to terminate the Agreement. In the event Sutphen accepts Purchaser's request to terminate the Agreement, Sutphen may charge a cancellation fee. The following charge schedule based on costs incurred may be applied, at Sutphen's sole discretion: (a) 10% after order is accepted by Sutphen; (b) 30% of the Purchase Price after production has commenced. The cancellation fee may increase accordingly as costs are incurred as the order progresses through engineering and into manufacturing.

SUTPHEN CORPORATION

6450 Eiterman Road | Dublin, OH 43016 | 1-800-848-5860

These Terms and Conditions ("T&C") contained in the Proposal provided herein take precedence over all previous negotiations, oral or written, and no representations or warranties are applicable except as specifically contained in these or in any subsequently signed agreement between the Parties. No waiver of any of the provisions of these T&C shall be deemed a waiver of any other provision, whether similar, nor shall any waiver constitute a continuing waiver. If a Purchase Order is issued, this Proposal, including the Terms and Conditions contained herein, shall supersede the terms in the Purchase Order where terms may be inconsistent.

This Proposal shall be governed and controlled as to interpretation, enforcement, validity, construction, effect and in all other respects by the laws, statutes, and decisions of the State of Ohio. Exclusive jurisdiction and venue for any litigation at all related to this in the Franklin County Court of Common Pleas, Columbus, Ohio, and the parties hereto consent and submit to the general jurisdiction of this court. All of these T&C shall be binding upon and inure to the benefit of and be enforceable by Sutphen, Purchaser, their successors and assigns.

SUTPHEN CORPORATION

6450 Eiterman Road | Dublin, OH 43016 | 1-800-848-5860



Sutphen

Component Report

Dealership: Vander Molen Fire Apparatus (Phil)

HS- City of Rome, New York Customized Pumper

Order#: DQ016800-3
 Contact: BERNIE KAIER
 Position: DEPUTY CHIEF
 Phone:
 Mobile: 315-271-4202
 Email: bkaier@romefd.com

Bill To	Ship To
Customer: City of Rome Contact: BERNIE KAIER, DEPUTY CHIEF Address: 198 North Washington St. ROME, New York 13440	Customer: ROME FIRE DEPT. Contact: BERNIE KAIER, DEPUTY CHIEF Address: 158 BLACK RIVER BLVD. ROME, New York 13440

Comments
Project Manager: Sales Person: Nick Catalino Revision Level: Truck Type: Body Facility:

Quote Line Number 1

Line	Item #	Qty	Item Description/Comments
1		1	**ENG Trough Cover Color = Black.
2	PA	1	Facility = Pennsylvania
3		1	**ENG Truck Series = Customized
4		1	**ENG Pump Module Series = Customized Module
5		1	**ENG Electrical System = Point-to-Point
6	Sourcewell	1	Cooperative Purchasing =Sourcewell
7	True	1	~CUSTOM PUMPER BUILT AT SUTPHEN EAST
8	10000225	1	STD WIRING SCHEMATIC (USB)
9		1	**CLAR NOTES, 55-" pump module 3 double stack crosslays
10		1	**CLAR Notes =
11	10310100	1	CHASSIS
CHASSIS			
12	10010006	1	CHASSIS, CUSTOM

Line	Item #	Qty	Item Description/Comments
13		1	**ENG Modified Wheelbase
14	51070185	1	Wheelbase = 185
15		1	**ENG Wheelbase Note = Wheelbases and component designs may be subject to change pending finalized designs from Cummins on 2027 EPA compliant aftertreatment systems.
16		1	**ENG AF Number = 54
17	25010100	1	FRAME, 10" DOUBLE RAILS, SINGLE AXLE (50K PSI)
18	45040100	1	FRONT BUMPER CLIP
19	45010001	1	FRONT TOW EYES, BELOW BUMPER, PAINTED
20	46010200	1	REAR TOW EYES, STAINLESS STEEL
21	40010250	1	STEERING - ROSS TAS-85
22	40010500	1	STEERING GEAR WARRANTY, ROSS, 1-YEAR
23	22010000	1	DRIVE LINE, SPICER, 1710 SERIES
24	23015010	1	ENGINE, CUMMINS X10 MHD 450HP DOC-DPF-DEF-SCR OBD
25	23029200	1	ENGINE WARRANTY, 5 YEAR, 100,000 MILES FOR CUMMINS (X SERIES)
26	23029400	1	AFTERTREATMENT WARRANTY, 5 YEAR, 100,000 MILES FOR CUMMINS (X SERIES)
27	23030006	1	AIR INTAKE/EMBER SEPARATOR
28	23031176	1	FUEL FILTER/WATER SEPARATOR, PRIMARY, FLEETGUARD FUEL PRO FH230
29	23032110	1	DUAL FUEL SHUT OFF VALVES
30	23031180	1	12VDC HEATER FOR FLEETGUARD FUEL/WATER SEPARATOR
31	23031220	1	FUEL FILTER, SECONDARY, FLEETGUARD, FF5825NN
32	23030700	1	ELECTRIC FUEL PRIMER
33	23040100	1	CUMMINS INLINE MINI DATA LINK ADAPTER
34		1	**CLAR NOTES, 1/4 turn shutoff valves needed for water fuel separation filter.
35	47012510	1	TRANSMISSION, ALLISON GEN 6, EVS3000 (L9, X10MHD)
36	47020100	1	TRANSMISSION WARRANTY, ALLISON, 5 YEARS
37	23110000	1	JACOBS ENGINE BRAKE
38	47024050	1	TRANSMISSION COOLER

Line	Item #	Qty	Item Description/Comments
39	47030000	1	ALLISON TOUCH PAD SHIFTER
40	47030110	1	SHIFTER PAD GEARING, 6 GEARS OPEN
41	21021200	1	COOLING SYSTEM
42	21030195	1	COOLANT FILTER
43	21030000	1	FAN CLUTCH
44	21030200	1	RADIATOR COOLANT RECOVERY, PRESSURIZED SYST
45	21030500	1	LONG LIFE ANTIFREEZE, 50/50 MIX
46		1	**CLAR NOTES, coolant overflow bottle, costed below
47	26010010	1	FUEL TANK, STAINLESS STEEL, 65 GAL
48	26030000	1	FUEL FILL
49	26030100	1	FUEL COOLER
50	24040000	1	DIESEL EXHAUST FLUID TANK
51		1	**ENG DEF Access = Hinged Door for DEF Access.
52	24530200	1	EXHAUST ADAPTER FOR PLYMOVENT GRABBER SYSTEM
53		1	**ENG Exhaust Adapter = Standard Magnetic Conical Adapter Style.
54	13010225	1	ALTERNATOR, LEECE NEVILLE 420 AMP BLP4003
55	13030100	1	LOW VOLTAGE ALARM, FLOYD BELL TXB-V86-515-QF
56	15010500	1	BATTERIES, INTERSTATE TYPE 31 MHD (4)
57	15031700	1	BATTERY JUMPER TERMINALS
58	15031580	1	BATTERY CHARGER, BLUE SEA PS12 W/ REMOTE BAR GRAPH DISPLAY
59		1	**ENG Battery Charger Note: Body Facility to provide/install battery charger & Auto Eject (if applicable)
60	15030710	1	120V SHORELINE INLET, BLUE SEA SURE-EJECT - 20A
61		1	**ENG Shoreline Inlet Location = Inside Driver's Door.
62		1	**ENG Shoreline Cover Color = Red.
63	15040100	10	120V OUTLET WIRED TO SHORELINE INLET - EA (10)
64		1	**ENG NEMA Number = 5-20 House Plug Duplex.


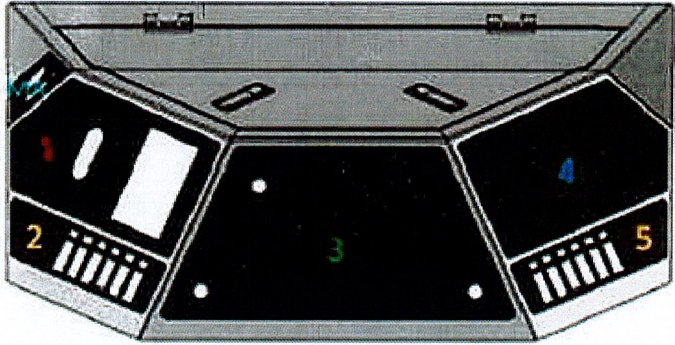
Line	Item #	Qty	Item Description/Comments
65		1	<p>**ENG Outlet Locations = **ENG= Two household duplex outlets mounted in the cab. One mounted on inboard exterior wall of driver's side ems compartment, below top surface of a/c toolboard. One mounted on inboard exterior wall of officer's side ems compartment, below top surface of a/c toolboard. One household duplex located in compartment L1</p> <p>One in each compartment.</p>
66	14022120	1	FRONT AXLE, HENDRICKSON STEERTEK NXT 20,000 LB.
67	14030120	1	FRONT AXLE WARRANTY, HENDRICKSON, 5 YEARS
68	41022120	1	FRONT SUSPENSION, HENDRICKSON 20,000 LBS. (4) 56" LEAFS
69	41030035	1	FRONT SUSPENSION WARRANTY, HENDRICKSON, 3 YEARS (PAIRED W/HENDRICKSON REAR SUSPENSION)
70	41040510	1	STEER ASSIST
71	43010306	1	FRONT TIRES, GOODYEAR 385/65R22.5 LRJ ARMOR MAX PRO 22.5 x 12.25 WHEELS
72	14510530	1	REAR AXLE, MERITOR RS-26-185 27,000 LB.
73	14530010	1	REAR AXLE WARRANTY, MERITOR, 3 YEARS
74	14530100	1	TOP SPEED, 68 MPH
75	42010015	1	REAR SUSPENSION, HENDRICKSON FIREMAAX 27,000 LBS. AIR RIDE
76	42030035	1	REAR SUSPENSION WARRANTY, HENDRICKSON, 3 YEARS (PAIRED W/HENDRICKSON FRONT SUSPENSION)
77	44010320	1	REAR TIRES, GOODYEAR 12R22.5 LRH G622 MUD & SNOW 24,000 - 27,000 GVWR
78		1	<p>**CLAR NOTES, to be g282 mud and snow SPEED 65 MPH</p>
79	42910000	1	TIRE PRESSURE MONITOR, CROSSFIRE REAR, REAL WHEELS LED FRONT
80	44210210	1	WHEELS, ALUM, ALCOA, DURABRITE (max 27K rear)
81	44270100	1	HUB COVERS, FRONT & REAR, POLISHED STS (Single Axle)
82	44270300	1	CHROME LUG NUT CAPS, FRONT & REAR (Single Axle)
83	44271100	1	MUD FLAPS, FRONT (PAIR)
84	44271200	1	MUD FLAPS, REAR (PAIR)
85		1	<p>**CLAR NOTES, rear axle ratio 1 **ENG NOTE: REAR AXLE RATIO 5.63:1</p> <p>FRONT TIRES WILL HAVE QUICK PRESSURE CAPS</p>

Line	Item #	Qty	Item Description/Comments
86	54010010	1	DATA, SAFETY & WARNING TAGS APPLICATION, ADHESIVE
87	16010265	1	BRAKES STEERTEK DISC PLUS EX225 FRONT, MERITOR DISC PLUS EX225 REAR (SINGLE AXLE)
88	18030400	1	FRONT WHEEL BRAKE ASSIST FOR FOUR WHEEL BRAKE SERVICE
89	18010041	1	AIR BRAKE SYSTEM 4 TANKS WABCO 1200 DRYER (24K, 27K)
90	18015000	1	WABCO ABS BRAKING SYSTEM WARRANTY, 3 YEARS /300,000 MILES
91	18030010	1	AIR BRAKE RELEASE VALVE, WABCO
92	18020000	1	CENTRAL LOCATION FOR AIR TANK DRAINS
93	18030140	1	AIR INLET CONNECTION W/CHECK VALVE
94		1	**ENG Standard Air Inlet Location = Left hand side of Driver's step well.
95	18033000	1	KUSSMAUL 091-28 AIR EJECT W/FEM COUPLING
96		1	**ENG Air Eject Location = Driver's side of Cab, standard location.
97		1	**ENG Air Eject Cover Color = Red.
98	18210000	1	ELEC STABILITY CONTROL SYST
99	18110050	1	WABCO 4 CHANNEL ANTI-LOCK BRAKES W/ASR (24K, 27K)
100	18142000	1	ASR DISCONNECT SWITCH ON DASH
101		1	**CLAR NOTES, check valve on standard air chuck
102	53510000	1	COMPRESSION FITTINGS ON AIR SYSTEM (CHASSIS)
103	54010000	1	MISCELLANEOUS ITEMS ON CHASSIS
104	54088888	1	SPECIAL ITEM, DRIVELINE DROP GUARDS EACH DRIVE SHAFT
105		1	**CLAR NOTES, Driveline Drop Guards shall be provided for each drive shaft. These shall be heavy duty steel U-Shaped brackets to prevent the driveline from hitting the road should a universal joint fail.
106	54088888	1	SPECIAL ITEM, SHUTOFF VALVES FOR FUEL WATER SEPERATOR
107		1	**CLAR NOTES, standard checked option above now. SHUTOFF VALVES FOR FUEL WATER SEPERATOR
108	54088888	1	SPECIAL ITEM, COOLANT OVERFLOW BOTTLE

Line	Item #	Qty	Item Description/Comments
109		1	**CLAR NOTES, COOLANT OVERFLOW BOTTLE
110	54088888	1	SPECIAL ITEM, rear wheel poly spacers
111		1	**CLAR NOTES, poly rear wheel spacers for corrosion preventing
112	10310110	1	CAB
CAB			
113	11023200	1	CAB TSAL4 56" FLAT
114	11030025	1	CAB CERTIFICATION - STRUCTURAL INTEGRITY
115	11030950	1	CAB LOCKDOWN LATCHES
116	11031000	1	CAB TILT SYSTEM, MANUAL PULL CABLE
117	11031030	1	CAB TILT CONTROL LOCATION, OFFICER'S SIDE PUMP PANEL
118	11031100	1	MANUAL BACK-UP TILT SYSTEM
119	11031355	1	CAB DOORS, BARRIER STYLE (4)
120	11031363	1	LOWER CAB STEP WELLS, RAPTOR (GRAY) & TREADPLATE BACK & SIDE WALLS (EA) (4)
121	11031385	1	CAB STEPS, LOWER GRIP STRUT, INTERMEDIATE DIAMONDPLATE
122	11031390	1	AUXILIARY CAB STEPS, ALUM, GRIP STRUT (SET OF 4)
123	11031396	1	CAB STEP LIGHTING, FEDERAL SIGNAL COMPLEX LED STRIP LIGHTS
124	11031419	1	CAB DOOR WINDOWS, MANUAL (4)
125	11031400	1	DELETE CAB SIDE WINDOWS
126	11031460	1	NO WINDOWS, BACK WALL OF CAB
127	52010010	1	ELECTRIC INTERMITTENT WIPERS
128	52030200	1	WINDSHIELD WASHER RESERVOIR
129	38010020	1	MIRRORS LANG MEKRA 300 SERIES HEATED & REMOTE
130	11024420	1	UPPER GRILLE, AMERICAN FLAG LEVEL STYLE FACADE (X SERIES)
131	11024510	1	FLAMING "S" LOGO, UPPER GRILLE, ILLUMINATED
132	11024605	1	LOWER GRILLE, POLISHED STAINLESS (X SERIES)
133	32588888	1	SPECIAL ITEM, CAB STEP LIGHTS TO BE WHELEN STRIP LIGHTS
134		1	**CLAR NOTES, CAB STEP LIGHTS TO BE WHELEN STRIP LIGHTS

Line	Item #	Qty	Item Description/Comments
135	20010075	1	BUMPER, 12" POLISHED STAINLESS STEEL
136		1	**ENG Siren Speaker Perforations = No Speaker Perforations in Bumper.
137	20029800	1	BUMPER SIDES, DIAMONDPLATE
138	12010420	1	AIR HORNS, DUAL, HADLEY E TONE H09324AC ROUND, 24.5", THRU BUMPER
139	12030205	1	AIR HORNS WIRED TO STEERING WHEEL BUTTON
140	12030350	1	LANYARD CONTROL FOR AIR HORNS
141	12510110	1	ELEC SIREN, WHELEN 295HFS2, REMOTE FLUSH MOUNT
142	12620200	1	SIREN SPEAKER, 100W, WHELEN, SA314B, BLACK FINISH
143	12670110	1	SIREN SPEAKER(S) INSTALLED BEHIND CAB GRILLE
144	12710100	1	SIREN, FEDERAL Q2B, GRILLE MOUNT
145		1	**ENG Q2B Wiring = Wired to Emergency Master then shed with parking brake on.
146	12730305	1	FOOT SWITCH, DRIVER'S SIDE, FOR MECH SIREN
147	12730310	1	FOOT SWITCH, OFFICER'S SIDE, FOR MECH SIREN
148	12730350	1	MOMENTARY SWITCH ON DASH, OFFICER'S SIDE, FOR MECH SIREN
149	12730363	1	SIREN BRAKE SWITCH FOR MECH SIREN, DRIVER'S & OFFICER'S SIDE
150		1	**ENG Siren Brake Switch For Driver
151		1	**ENG Siren Brake Switch For Officer
152	12788888	1	SPECIAL ITEM, Rubber boots for foot switches (2)
153		1	**CLAR NOTES, orange SPECIAL ITEM, RUBBER BOOTS FOR FOOT SWITCHES (1)
154	32520520	1	HEADLIGHTS, LED, FIRETECH FT-4X6, DUAL STS HOUSINGS (MIXED UPPER WARNING & TURN SIGNAL)
155		1	**ENG Headlight Interior Finish = Chrome.
156	32530500	1	ALTERNATING FLASHER FOR HEADLIGHT
157	48010300	1	FRONT TURN SIGNALS, WHELEN 400 SERIES LED (4) (MIXED HOUSING)
158	32530754	1	ICC, LED BROW LIGHT INTEGRATED MARKERS
159	32588888	1	SPECIAL ITEM, WHITE FLASHING LIGHT CUT OFF SWITCH BY DRIVER
160		1	**CLAR NOTES, There shall be a White Warning Light Cutoff Switch by the driver to shed white flashing lights in inclement weather.

Line	Item #	Qty	Item Description/Comments
161	27022110	1	HANDRAILS, CAB EXTERIOR, KNURLED STAINLESS STEEL (2) SIDE & (2) BACK WALL
162	27030625	1	COAT HOOKS ON LOWER GRAB HANDRAILS, DRIVER'S SIDE (2)
163	27030665	1	COAT HOOKS ON LOWER GRAB HANDRAILS, OFFICER'S SIDE (2)
164	27025000	1	HANDRAILS, CAB INTERIOR, BLACK RUBBER COATED (2) FRONT ENTRY
165	27030120	1	HANDRAILS, REAR CAB INTERIOR DOOR, BLACK RUBBERIZED (2) AND KNURLED STS AT WINDOW (2)
166	27040100	1	INTERIOR DOOR, NYLON STRAP (FRONT & REAR CAB DOORS)
167	27088888	1	SPECIAL ITEM, nylon straps for rear crew doors too
168	11035400	1	DIAMONDPLATE REAR EXTERIOR WALL OF CAB
169	11035422	1	DIAMONDPLATE CAB ROOF 56" x FULL WIDTH
170	11033202	1	3/16" SMOOTH ALUM BACK WALL & SIDE WALLS, INSIDE CAB
171		1	**ENG 3/16 in. Aluminum Interior Back Wall - FinishDA Finish.
172	31010285	1	INTERIOR, MULTISPEC BLACK SPECKLE PAINT W/GRAY-BLACK DURAWEAR
173	11032929	1	DOOR PANEL, FULL STS
174	31010290	1	CAB INTERIOR FLOOR COVERING, GRAY RUBBERIZED
175	11035375	1	DIAMONDPLATE CAB FLOOR
176	22510102	1	ENGINE ENCLOSURE, FULL LENGTH, WELDED ALUM
177	22510530	1	ENGINE ENCLOSURE COVERING, SCORPION BLACK URETHANE BLEND
178	11031679	1	CENTER CONSOLE, TOP OF ENGINE ENCLOSURE
179	22610050	1	ENGINE HOOD LIGHT, LED (1)
180	11031510	1	FLAT WORK SURFACE IN LIEU OF GLOVE BOX
181	29810100	1	CHASSIS ELECTRICAL DESCRIPTION
182	30010130	1	INSTRUMENTATION, AMETEK W/ CENTER & OVERHEAD CONSOLES

Line	Item #	Qty	Item Description/Comments
			<p>Upper Command Console:</p>  <p>The image shows a black, curved overhead console panel with seven numbered positions (2-7) marked in red and yellow. Position 2 has a vertical bar of indicator lights. Position 3 has a white indicator light. Position 4 has two white indicator lights. Position 5 has a white indicator light. Position 6 has a red indicator light. Position 7 has a red indicator light.</p>
183		1	**ENG Overhead Console Panel's Finish: Black Wrinkle.
184		1	**ENG Overhead Console Position 1 Switches:ENG Overhead Console Position 1 Switches: Emergency Master, White Lights, Front Scene, Left Scene, Right Scene, Rear Scene, (12V Rigid Lights on Stanchions) Blank, Blank, City/Air horn Selector, Defrost Fan Master Switch
185		1	**ENG Overhead Console Position 2 GPS Opticom (GTT 1020) 5.5" W x 1.75" T x 5.75" D
186		1	**ENG Overhead Console Position 3 Climate Controls
187		1	**ENG Overhead Console Position 4 Warning Indicators, Seat belt monitor
188		1	**ENG Overhead Console Position 5 Blank
189		1	**ENG Overhead Console Position 7 Front Scene, Left Scene, Right Scene, Rear Scene (3-Way switched)
190	30010508	1	LOWER COMMAND CONSOLE, X10
			 <p>The image shows a black, angular lower command console with five numbered positions (2-5) marked in yellow, green, and blue. Position 2 has a white indicator light and a vertical bar of indicator lights. Position 3 has a green indicator light. Position 4 has a blue indicator light. Position 5 has a white indicator light and a vertical bar of indicator lights.</p>
191		1	**ENG Lower Command Console Finish: Black Urethane.
192		1	**ENG Lower Console Panel's Finish: Black Wrinkle.
193		1	**ENG Lower Console Position 1 Pump shift, transmission shift (T SHIFTER)
194		1	**ENG Lower Console Position 2 Switches: Jake On/Off, Jake Hi/Med/Lo, High Idle,
195		1	**ENG Lower Console Position 3 Park brake, (2) 12V power points, Whelen Siren Control Head Low
196		1	**ENG Lower Console Position 4 Blank

Line	Item #	Qty	Item Description/Comments
197		1	**ENG Lower Console Position 5 Switches: Master emergency, (GUARDED SWITCH) BLANK BLANK THEN, federal q, air horn, siren brake
198	30010610	1	CAB PUMP SHIFTER, ELECTRIC W/ROUND KNOB (FOR HALE G-SERIES PUMP TRANSMISSION)
199	30011000	1	PUMP INTERLOCK, NOT CONNECTED WITH ODOMETER
200	29930210	1	DELETE MAPBOOK SLOT ON FRONT BREAKER PANEL
201	29910100	1	PROGRAMMABLE LOAD MANAGER, CLASS-1 SUPERNODE II
202	30031100	1	HIGH IDLE SWITCH
203	84541540	1	POWER & GROUND STUDS, UPPER COMMAND CONSOLE
204		1	**ENG Requirements (AMPS) for Power/Ground Studs in Upper Command Console: (1) 12-volt 60-amp, direct to the battery ignition off. (1) 12-volt 30-amp switched battery first position on ignition switch. (1) 12-volt 30-amp ignition power second position on ignition switch. (1) 12-volt 125-amp ground.
205	84541545	1	POWER & GROUND STUDS, LOWER COMMAND CONSOLE
206		1	**ENG Requirements (AMPS) for Power/Ground Studs in Lower Command Console: (1) 12-volt 60-amp, direct to the battery. (1) 12-volt 30-amp controlled by the ignition switch. (1) 12-volt 125-amp ground.
207	30110000	1	VEHICLE DATA RECORDER, AKRON/WELDON
208	30031810	3	12V POWER POINT (3)
209	30088888	1	SPECIAL ITEM, Accessory (First battery switch powered) stud in lower command console for radio to be on when FD is doing inspection. 20 amp.
210		1	**CLAR NOTES, ENG OVERHEAD CONSOLE POSITION 1: CHF-4333-01-10 1. MASTER EMERGENCY 2. WHITE LIGHT CUTOUT 3. FRONT SCENE 4. LEFT SCENE 5. RIGHT SCENE 6. REAR SCENE (WILL ALSO CONTROL REAR WORK LIGHTS) 7. BLANK 8. BLANK 9. BLANK 10. CITY/AIR HORN SELECTOR 162 163 165 166 1 1 1 1 **ENG OVERHEAD CONSOLE POSITION 2: • MASTER FAN SWITCH NEXT TO OVERHEAD 3 **ENG OVERHEAD CONSOLE POSITION 3: CHF-4333-03-01 • A/C CONTROLS **ENG OVERHEAD CONSOLE POSITION 5: CHF-4333-03-00 • BLANK **ENG OVERHEAD CONSOLE POSITION 6: CHF-4333-02-00 • BLANK 164 1 **ENG OVERHEAD CONSOLE POSITION 4: CHF-4333-04-20

Line	Item #	Qty	Item Description/Comments
			<ul style="list-style-type: none"> • CAB WARNING INDICATORS • SEAT BELT MONITOR <p>167</p> <p>1</p> <p>**ENG OVERHEAD CONSOLE POSITION 7: CHF-4333-01-10</p> <ol style="list-style-type: none"> 1. FRONT SCENE 2. LEFT SCENE 3. RIGHT SCENE 4. REAR SCENE (WILL CONTROL REAR WORK LIGHTS) 5. BLANK 6. BLANK 7. BLANK 8. BLANK 9. BLANK 10. BLANK <p>**ENG LOWER COMMAND CONSOLE FINISH: BLACK URETHANE. 1 **ENG LOWER CONSOLE PANEL'S FINISH: BLACK WRINKLE.</p> <p>171</p> <p>1</p> <p>**ENG LOWER COMMAND CONSOLE POSITION 1: CHF-4796-3166</p> <ul style="list-style-type: none"> • TOUCH PAD SHIFTER • PUMP SHIFT <p>172</p> <p>1</p> <p>**ENG LOWER COMMAND CONSOLE POSITION 2: CHF-4796-1203</p> <ol style="list-style-type: none"> 1. JAKE BRAKE ON/OFF 2. JAKE BRAKE HI/MED/LOW 3. HIGH IDLE 4. BLANK 5. BLANK 6. BLANK 7. SIREN BRAKE (PAINT SWITCH AND BEZEL RED) <p>173</p> <p>1</p> <p>**ENG LOWER COMMAND CONSOLE POSITION 3: CHF-4796-2247</p> <ul style="list-style-type: none"> • PARKING BRAKE • 12V POWER POINTS (1) D/S LOWER CORNER, (1) O/S LOWER CORNER • WHELEN SIREN CONTROL HEAD UP HIGH <p>174</p> <p>1</p> <p>**ENG LOWER COMMAND CONSOLE POSITION 4: CHF-4796-3101 • BLANK CAB PUMP SHIFTER, ELECTRIC W/YELLOW KNOB (FOR HALE G-SERIES / WATEROUS C20 PUMP TRANSMISSION)</p> <p>175</p> <p>1</p> <p>**ENG LOWER COMMAND CONSOLE POSITION 5:</p> <ol style="list-style-type: none"> 1. MASTER EMERGENCY 2. Q2B SIREN 3. SIREN BRAKE (PAINT SWITCH AND BEZEL RED)

Line	Item #	Qty	Item Description/Comments
			**ENG LOCATION: 1. SEE CONSOLE LAYOUT 2. SEE CONSOLE LAYOUT 3. NEXT TO DUPLEX OUTLET IN EMS COMPARTMENT
211	33510030	1	INTERIOR CAB LIGHTS, WHELEN 6" ROUND RED/CLEAR LED (2)
212	34010030	1	INTERIOR CREW LIGHTS, WHELEN 6" ROUND RED/CLEAR LED (2)
213	28010750	1	DEFROSTER, HEATER & A/C, SEVERE CLIMATE (TM-31)
214	28020500	1	AIR CONDITIONING WARRANTY, 2 YEARS
215	28090003	1	HEAT TO FEET
216	28030500	1	DEFROSTER DUCTWORK, ENTIRE WINDSHIELD
217	11031687	1	TOP HEAT/AC STORAGE, TOOL MOUNTING PLATE, 25" x 19.5"
218	11031692	1	REAR HEAT/AC STORAGE, 3 EMS GLOVE HOLDERS, HORIZONTAL
219	28030000	1	METAL VENT COVERS FOR DEFROSTER/AC
220	28031000	1	FAN, 12 VOLT, DRIVER'S SIDE, MOUNTED INBOARD, NEXT TO DEFROSTER
221	28031100	1	FAN, 12 VOLT, OFFICER'S SIDE, MOUNTED INBOARD, NEXT TO DEFROSTER
222	28088888	1	SPECIAL ITEM, MASTER FAN SWITCH
223	38510104	1	DRIVER'S SEAT, BOSTROM SIERRA HIGH BACK AIR RIDE ABTS (DURAWEAR PLUS, LOW SEAM)
224	38340110	1	PRIMARY SEAT POSITION
225	38350100	1	SEAT BELT CONFIGURATION, PULL FROM LEFT SHOULDER TO BUCKLE AT RIGHT HIP
226	38320000	1	HELMET STORED IN COMPARTMENT
227	39010210	1	OFFICER'S SEAT, BOSTROM TANKER 550, ABTS SCBA (DURAWEAR PLUS, LOW SEAM)
228	38340110	1	PRIMARY SEAT POSITION
229	38350200	1	SEAT BELT CONFIGURATION, PULL FROM RIGHT SHOULDER TO BUCKLE AT LEFT HIP
230	39030010	1	OFFICER'S SEAT COMPT, OPEN FRONT
231	38320000	1	HELMET STORED IN COMPARTMENT
232		1	**CLAR NOTES, black seats Non adjustable seat backs, seat belt needs to pull from the right shoulder. officer seat to have belt latch outboard, not inboard

Line	Item #	Qty	Item Description/Comments
			EZ REACH SEAT BELTS REQUIRED
233	39521307	1	CREW SEAT 1, BOSTROM TANKER 550, ABTS SCBA (DURAWEAR PLUS, LOW SEAM)
234	38340110	1	PRIMARY SEAT POSITION
235	38350200	1	SEAT BELT CONFIGURATION, PULL FROM RIGHT SHOULDER TO BUCKLE AT LEFT HIP
236	38320000	1	HELMET STORED IN COMPARTMENT
237	39521308	1	CREW SEAT 2, BOSTROM TANKER 550, ABTS SCBA (DURAWEAR PLUS, LOW SEAM)
238	38340110	1	PRIMARY SEAT POSITION
239	38350100	1	SEAT BELT CONFIGURATION, PULL FROM LEFT SHOULDER TO BUCKLE AT RIGHT HIP
240	38320000	1	HELMET STORED IN COMPARTMENT
241	11031827	1	EMS CABINET, FORWARD FACING, DOUBLE ON CREW SEAT RISER (FLAT ROOF)
242	11032210	1	INTERIOR ACCESS, BLACK WEBBING
243	11032312	1	ADJUSTABLE SHELVES, EMS COMPT (2)
244		1	**CLAR NOTES, match hs 7309 except make 6" narrower so knees in rear facing seats clear it. 40" Wide x 53" high x 21" Deep
245	39550200	1	SEAT COLOR, BLACK
246	39610115	3	SCBA BRACKETS, IMMI SMART DOCK (3)
247	38410000	1	SEAT BELT WARNING SYSTEM, AKRON / WELDON
248	39710000	1	DOUBLE CREW SEAT COMPT, SIDE DOORS
249	84541700	2	INSTALLATION OF CUSTOMERS 2-WAY RADIO ANTENNA (2)
250		1	**ENG Antenna Termination Location #1 = Under Officer's Seat. (Remote Head Radio)
251		1	**ENG Antenna Termination Location #2 = Under Officer's Seat. (Remote Head Radio)
252	84561010	1	CAMERA SYSTEM, FRC, INVIEW TRUEVIEW, SINGLE CAMERA (WIRED)
253		1	**ENG Camera Mounting Location Rear of Body.
254		1	**ENG Camera Monitor Mounting Location Below Overhead Command Console Position 3.
255		1	SPECIAL ITEM, ADD'L FUSE BLOCK IN CAB FOR FUTURE ELECTRICAL INSTALLATION 188 189 30110000 190 33510030 191 34010030 192 28010740 193 28090003 194 28030500 195 11031687 196 11031692 197 198 28030000 199 28031000 1 **ENG LOCATION: ON SEAT RISER BETWEEN OFFICER AND POS 2

Line	Item #	Qty	Item Description/Comments
256		1	**CLAR NOTES, ems storage REV A: **ENG NOTE: WILL RUN FROM FLOOR TO CEILING NO RISER **CLAR NOTE: WILL HINGE TOWARDS BACK OF RIG USE METAL AIRPLANE LATCHES **ENG NOTE: WILL OPEN AT THE SIDES NOT THE FRONT
257	11088888	1	SPECIAL ITEM, delete crew seat compartment, side doors
258		1	**CLAR NOTES, **ENG LOCATION: 1. COMPUTER ANTENNA ON RIGHT SIDE OF CAB BEHIND LIGHTBAR (LOWER COMMAND CONSOLE) 2. RADIO LEFT SIDE OF CAB BEHIND LIGHTBAR (LOWER COMMAND CONSOLE)
259	10310200	1	PUMP & PLUMBING
PUMP & PLUMBING			
260	60012300	1	QMAX-1500 GPM 6" SUCTION SINGLE STAGE PUMP
261	60025000	1	GEARBOX, HALE, G-SERIES, REAR MOUNTED
262	60026000	1	PUMP PACKING, HALE
263	60031005	1	ALLOY ANODES, HALE (2)
264	60035123	1	PUMP TEST, THIRD PARTY TESTING
265	61510000	1	AUXILIARY COOLER (HEAT EXCHANGER)
266	62010002	1	STAINLESS STEEL PIPING
267	66020100	1	3" TANK TO PUMP W/CHECK VALVE
268	61720100	1	VALVE, AKRON HEAVY DUTY
269	61770120	1	ACTUATOR, VALVE, PUSH/PULL HANDLE, INNOVATIVE CONTROLS
270	73010200	1	TANK FILL 2"
271	61720100	1	VALVE, AKRON HEAVY DUTY
272	61770120	1	ACTUATOR, VALVE, PUSH/PULL HANDLE, INNOVATIVE CONTROLS
273	61010405	1	PRESSURE GOVERNOR, CLASS 1 TPGJ1939
274	61210410	1	INTAKE PRESSURE CONTROL, TFT A1831
275	63021100	1	6" MAIN SUCTION, LEFT SIDE
276	63036100	1	AKRON REVOLUTION BALL INTAKE VALVE
277		1	**ENG Akron Revolution Ball Intake Valve - Inlet (Outward Facing) = 5" Storz
278		1	**ENG Akron Revolution Ball Intake Valve - Outlet (Inward Pump Facing) = 6" Rocker Lug

Line	Item #	Qty	Item Description/Comments
279	65030000	1	2.5" LEFT SIDE INLET
280	61720100	1	VALVE, AKRON HEAVY DUTY
281	61770100	1	ACTUATOR, VALVE, SWING HANDLE
282	60036020	1	THREADS, SPECIAL
283	63034750	1	ADAPTER, 2.5" NST M X 2.5" SPEC FE SWIVEL, W/PLUG & CHAIN
284		1	**CLAR NOTES, ALL 2.5" THREADS TO BE THE FOLLOWING THREAD PITCH 3.187X8 TPI
285	63025100	1	6" MAIN SUCTION, RIGHT SIDE
286	63036100	1	AKRON REVOLUTION BALL INTAKE VALVE
287		1	**ENG Akron Revolution Ball Intake Valve - Inlet (Outward Facing) = 5" Storz
288		1	**ENG Akron Revolution Ball Intake Valve - Outlet (Inward Pump Facing) = 6" Rocker Lug
289	64030000	1	2.5" RIGHT SIDE INLET
290	61720100	1	VALVE, AKRON HEAVY DUTY
291	61770100	1	ACTUATOR, VALVE, SWING HANDLE
292	60036020	1	THREADS, SPECIAL
293	63034750	1	ADAPTER, 2.5" NST M X 2.5" SPEC FE SWIVEL, W/PLUG & CHAIN
294		1	**CLAR NOTES, ALL 2.5" THREADS TO BE THE FOLLOWING THREAD PITCH 3.187X8 TPI
295	70525125	1	2.5" DISCHARGE, LEFT - POSITION 1
296	61720100	1	VALVE, AKRON HEAVY DUTY
297	61770100	1	ACTUATOR, VALVE, SWING HANDLE
298	77021015	1	GAUGE, DISCH, INNOVATIVE CONTROLS TC SERIES, 2.5"
299	61810150	1	DISCHARGE TERMINATION, 30 DEGREE ELBOW
300	60036020	1	THREADS, SPECIAL
301	61850100	1	ADAPTER, 2.5" NST FM X 2.5" SPEC M W/CAP & CHAIN
302	61860100	1	ADAPTER, 2.5" SPEC FE X 1.5" NST M W/CAP & CHAIN
303	70525125	1	2.5" DISCHARGE, LEFT - POSITION 2
304	61720100	1	VALVE, AKRON HEAVY DUTY

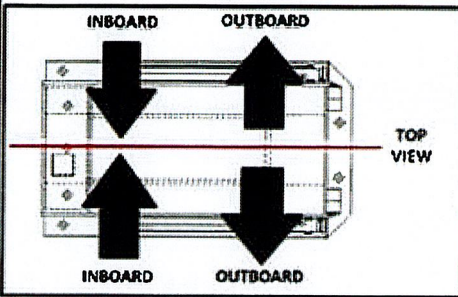
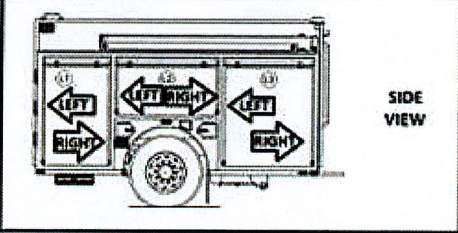
Line	Item #	Qty	Item Description/Comments
305	61770100	1	ACTUATOR, VALVE, SWING HANDLE
306	77021015	1	GAUGE, DISCH, INNOVATIVE CONTROLS TC SERIES, 2.5"
307	61810150	1	DISCHARGE TERMINATION, 30 DEGREE ELBOW
308	60036020	1	THREADS, SPECIAL
309	61850100	1	ADAPTER, 2.5" NST FM X 2.5" SPEC M W/CAP & CHAIN
310	61860100	1	ADAPTER, 2.5" SPEC FE X 1.5" NST M W/CAP & CHAIN
311	71025130	1	3" DISCHARGE, RIGHT - POSITION 3
312	61720110	1	VALVE, AKRON SLOW CLOSE
313	61770100	1	ACTUATOR, VALVE, SWING HANDLE
314	77021015	1	GAUGE, DISCH, INNOVATIVE CONTROLS TC SERIES, 2.5"
315	61810160	1	DISCHARGE TERMINATION, STRAIGHT
316	60036010	1	THREADS, NST
317	61888888	1	SPECIAL Adapter for Discharge #3 4" elbow discharge bell out with 4" NSTF elbow by 5" Storz adapter and cap, TFT
318	71025125	1	2.5" DISCHARGE, RIGHT - POSITION 4
319	61720100	1	VALVE, AKRON HEAVY DUTY
320	61770100	1	ACTUATOR, VALVE, SWING HANDLE
321	77021015	1	GAUGE, DISCH, INNOVATIVE CONTROLS TC SERIES, 2.5"
322	61810150	1	DISCHARGE TERMINATION, 30 DEGREE ELBOW
323	60036020	1	THREADS, SPECIAL
324	61850100	1	ADAPTER, 2.5" NST FM X 2.5" SPEC M W/CAP & CHAIN
325	61860100	1	ADAPTER, 2.5" SPEC FE X 1.5" NST M W/CAP & CHAIN
326		1	**CLAR NOTES, ALL 2.5" THREADS TO BE THE FOLLOWING THREAD PITCH
327	71530100	1	DISCHARGE 2.5" VALVE 2.5" PIPE TO LEFT REAR
328	61720100	1	VALVE, AKRON HEAVY DUTY
329	61770120	1	ACTUATOR, VALVE, PUSH/PULL HANDLE, INNOVATIVE CONTROLS
330	77021015	1	GAUGE, DISCH, INNOVATIVE CONTROLS TC SERIES, 2.5"

Line	Item #	Qty	Item Description/Comments
331	61810150	1	DISCHARGE TERMINATION, 30 DEGREE ELBOW
332	60036020	1	THREADS, SPECIAL
333	61850100	1	ADAPTER, 2.5" NST FM X 2.5" SPEC M W/CAP & CHAIN
334	71930800	1	DISCHARGE 2.5" FRONT/LEFT OF MAIN HOSEBED
335	61720100	1	VALVE, AKRON HEAVY DUTY
336	61770120	1	ACTUATOR, VALVE, PUSH/PULL HANDLE, INNOVATIVE CONTROLS
337	77021015	1	GAUGE, DISCH, INNOVATIVE CONTROLS TC SERIES, 2.5"
338	61810160	1	DISCHARGE TERMINATION, STRAIGHT
339	60036020	1	THREADS, SPECIAL
340	61850100	1	ADAPTER, 2.5" NST FM X 2.5" SPEC M W/CAP & CHAIN
341	72030800	1	DISCHARGE 2.5" FRONT/RIGHT OF MAIN HOSEBED
342	61720100	1	VALVE, AKRON HEAVY DUTY
343	61770120	1	ACTUATOR, VALVE, PUSH/PULL HANDLE, INNOVATIVE CONTROLS
344	77021015	1	GAUGE, DISCH, INNOVATIVE CONTROLS TC SERIES, 2.5"
345	61810160	1	DISCHARGE TERMINATION, STRAIGHT
346	60036020	1	THREADS, SPECIAL
347	61850100	1	ADAPTER, 2.5" NST FM X 2.5" SPEC M W/CAP & CHAIN
348	72530100	1	DECK GUN DISCHARGE 3"
349	61720100	1	VALVE, AKRON HEAVY DUTY
350	61770200	1	ACTUATOR, VALVE, AKRON HANDWHEEL
351	77021015	1	GAUGE, DISCH, INNOVATIVE CONTROLS TC SERIES, 2.5"
352	72570110	1	DECK GUN TERMINATION, FLANGED
353	72555850	1	MONITOR, TFT XFC-52 CROSSFIRE W/SAFETY FLOW, W/QUAD STACK TIPS, STREAM SHAPER, & MASTER STREAM NOZZLE
354		1	**ENG Ground Base Inlet size = (1) 5" Storz Inlet
355	72570200	1	EXTEND-A-GUN, TASK FORCE TIPS XG18, MANUAL
356	60036020	1	Special Threads = ROME 2.5" THREAD CUT 3.187X8 TPI

Line	Item #	Qty	Item Description/Comments
357	72810900	1	ONE 2.5" CROSSLAY, 2.5" SWVL & TWO 2" CROSSLAYS W/1.5" SWIVEL
358		1	**ENG Crosslay Hose Load Requirement = all CROSSLAYS ARE 2.5" akron valves
359	61720100	3	VALVE, AKRON HEAVY DUTY (3)
360	61770120	3	ACTUATOR, VALVE, PUSH/PULL HANDLE, INNOVATIVE CONTROLS (3)
361	77021015	3	GAUGE, DISCH, INNOVATIVE CONTROLS TC SERIES, 2.5" (3)
362	60036020	3	THREADS, SPECIAL (3)
363	61850100	1	ADAPTER, 2.5" NST FM X 2.5" SPEC M W/CAP & CHAIN
364	72910600	1	COVER, ALUM, 2-PIECE W/VINYL SIDES FOR CROSSLAYS
365		1	**ENG Crosslay/Speedlay Side Covers Color = Other.
366		1	**ENG Crosslay/Speedlay Side Covers Color Other = NETTING
367	72932200	1	COVER FASTENERS, BUNGIE CORDS WITH ORANGE TAB
368		1	**ENG Specify details for side covers: Number of flaps, fasteners & and how they terminate (manufacturer's discretion or customer specified?) = OEM Discretion.
369		1	**CLAR NOTES, ALL 2.5" THREADS TO BE THE FOLLOWING THREAD PITCH 3.187X8 TPI
370	61742000	1	MASTER PUMP DRAIN, MULTIPOINT
371	61730005	10	DRAIN VALVES, INNOVATIVE CONTROLS, LIFT-UP (10)
372	10310210	1	FOAM SYSTEM
FOAM SYSTEM			
373	73570620	1	FOAM SYSTEM, HALE SMARTFOAM 2.1A
374	73572120	1	FOAM SYSTEM WARRANTY, CLASS1 /HALE, 3 YEARS
375		1	**ENG Class of Foam = Class A Foam
376		1	**ENG Foam Controller Location = Vertical.
377	73531350	1	FOAM TANK 20 GALLON BUILT INTO BOOSTER TANK
378	73576720	1	QUARTER TURN VALVE, MANUAL FOAM FLUSH
379		1	**ENG Foam Plumbed to Left Rear Discharge True
380		1	**ENG Foam Plumbed to 2nd Crosslay/Speedlay True
381		1	**ENG Foam Plumbed to 3rd Crosslay/Speedlay True
382	73580003	1	FOAM PLUMBED UP TO THREE DISCHARGES

Line	Item #	Qty	Item Description/Comments
383		1	**CLAR NOTES, Foam to 2 crosslays of 3 and front bumper line.
384	10310220	1	PUMP PANEL
PUMP PANEL			
385	74912150	1	PS SM5 - SIDE MOUNT PUMP PANEL
386	74930510	1	PANEL FINISH, BRUSHED STS
387	74931000	1	ESCUTCHEON PLATES
388	74931050	1	COLOR CODING
389	74931210	1	PUMP MODULE FRAMEWORK, NON-PAINTED
390	74931320	1	PUMP FINISH, PAINTED BY SUTPHEN
391		1	**ENG Painted Pump = Match Truck Color.
392	74931530	1	PLUMBING FINISH, PAINTED BY SUTPHEN
393		1	**ENG Painted Plumbing = Match Truck Color.
394	74931620	1	EXTERIOR DUNNAGE AREA PANEL, BRUSHED STS
395	75088888	1	SPECIAL ITEM, LOW CROSSLAYS UNDER 72" FROM GROUND
396		1	**CLAR NOTES, crosslays 72" or lower to ground
397	75040230	1	FLOATING TROUGH IN RUNNING BOARD, BOTH SIDES
398		1	**ENG Running Board Trough Cover = Vinyl Cover.
399		1	**CLAR NOTES,
400	75510270	1	PUMP OPERATOR LIGHTS, WHELEN STRIP-LITE SUPER-LED
401	75530140	1	PUMP PANEL LIGHTS OFFICER'S SIDE, WHELEN STRIP-LITE SUPER-LED
402	76010105	1	PUMP PANEL GAUGES & CONTROLS
403	60028070	1	PUMP PRIMER, TRIDENT, AUTO
404	76025100	1	COMPRESSION FITTINGS ON AIR SYSTEM (CTZ PUMP MODULE)
405	76030800	1	HALE TRV THERMAL RELIEF VALVE
406	76030375	1	PUMP HOUSE ACCESS DOOR
407	76030410	1	INNOVATIVE CONTROLS GAUGE HEATER BOX WITH FOUR TAPES

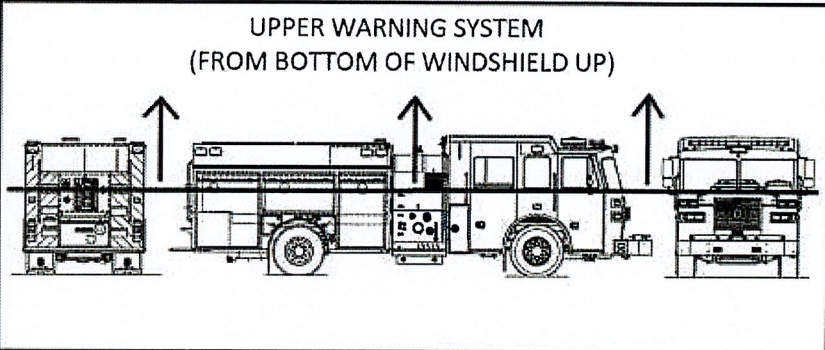
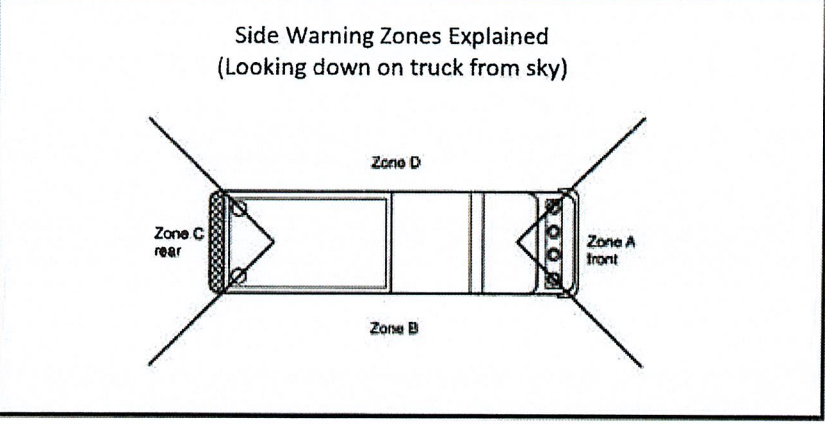
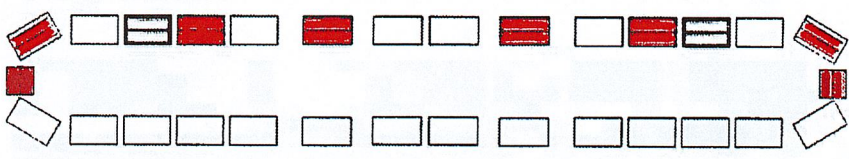
Line	Item #	Qty	Item Description/Comments
408	76030411	8	ADDITIONAL IC HEAT TAPES (8)
409	76031700	1	FUEL GAUGE ON PUMP PANEL
410	76031800	1	PUMP COMPARTMENT HEATER WITH 12V FAN (PPR)
411	76031900	1	AIR HORN PUSH BUTTON SWITCH ON PUMP PANEL
412		1	**ENG Air Horn Push Button Location = Near pressure governor
413	76510065	1	GAUGES, MASTER, INNOVATIVE CONTROLS TC SERIES, 4"
414	77510060	1	GAUGE, WATER LEVEL, FIRE RESEARCH, TANKVISION PRO400
415	77540160	1	GAUGE, FOAM LEVEL, FIRE RESEARCH TANKVISION PRO400
416		1	**ENG Class of Foam for Foam Gauge = Class A.
417	10310230	1	WATER TANK
WATER TANK			
418	83525200	1	WATER TANK BRAND, UPF
419	83510205	1	WATER TANK, 1000 GAL, POLY
420	83530130	1	WATER TANK WARRANTY, UPF, LIFETIME
421		1	**CLAR NOTES, water to be 980 gallons plus 20 foam Higher hosebed this time for deeper hose load, lower stacked.
422	10310300	1	BODY
BODY			
423	80030003	1	STAINLESS STEEL SUBFRAME, BODY & PUMP MODULE
424	80120210	1	BODY PS-11 RES 40/47 LOW RIGHT (ELEC RACK/BRACKETS)
425	10310302	1	BODY COMPARTMENTS
BODY COMPARTMENTS			

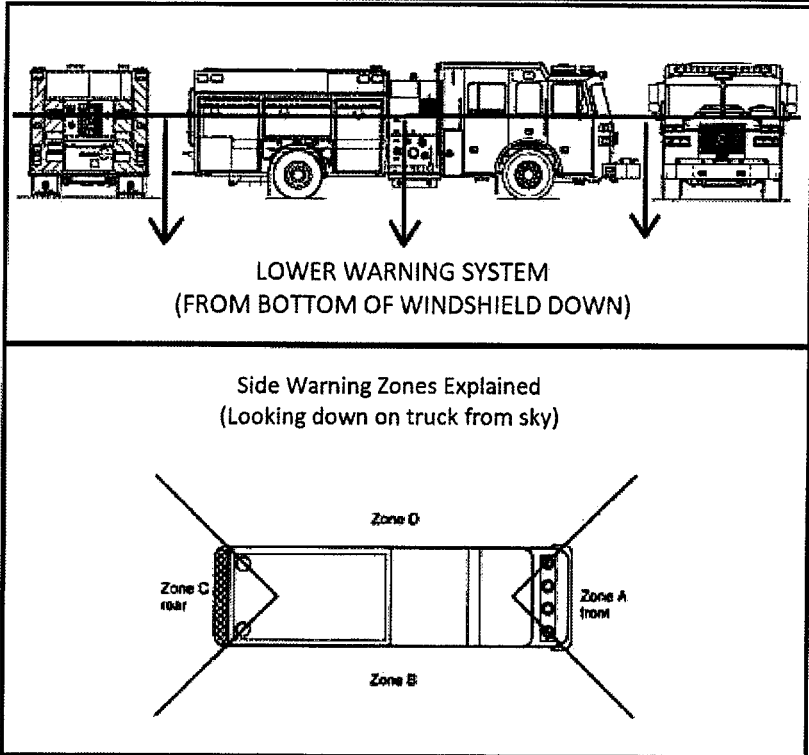
Line	Item #	Qty	Item Description/Comments
			<p style="text-align: center;">Standard Verbiage for locations of Outlets and other components in Body compartments</p> <div style="display: flex; justify-content: space-around; align-items: center;"> <div style="border: 1px solid black; padding: 5px; text-align: center;"> <p>INBOARD OUTBOARD</p>  <p>TOP VIEW</p> </div> <div style="border: 1px solid black; padding: 5px;"> <p style="text-align: center;">Legend</p> <p>Inboard— Toward center of truck / frame rails.</p> <p>Outboard— Toward compartment doors.</p> <p>Left/Right wall— Looking at compartment, wall which is to your left or right</p> </div> </div> <div style="border: 1px solid black; padding: 5px; margin-top: 10px; text-align: center;">  <p>SIDE VIEW</p> </div>
426	81130200	2	ADJUSTABLE SHELF [L1] (2)
427	81140100	1	FIXED VERTICAL DIVIDER [L1] (1)
428	81150000	1	250# ADJUSTABLE VERTICAL SLIDE-OUT PANEL [L1] (1)
429	81150100	1	250# ROLL OUT DRAWER ADJUSTABLE TRACK [L1] (1)
430	80250100	3	TURTLE TILE ON COMPT FLOOR, SHELF, TRAY OR DRAWER [L1] (3)
431		1	**CLAR NOTES, MATCH HS7309
432	81130200	1	ADJUSTABLE SHELF [L2] (1)
433	81140100	1	FIXED VERTICAL DIVIDER [L2] (1)
434	80250100	2	TURTLE TILE ON COMPT FLOOR, SHELF, TRAY OR DRAWER [L2] (2)
435	80588888	1	SPECIAL ITEM, driver scba bracket installed left of vertical divider
436		1	**CLAR NOTES, match hs 7309
437	81130200	2	ADJUSTABLE SHELF [L3] (2)
438	81140100	1	FIXED VERTICAL DIVIDER [L3] (1)
439	80250100	3	TURTLE TILE ON COMPT FLOOR, SHELF, TRAY OR DRAWER [L3] (3)
440	80280410	2	3/16" ALUMINUM MOUNTING PLATE (PER WALL) [L3] (2)
441		1	**CLAR NOTES, match hs 7301

Line	Item #	Qty	Item Description/Comments
442	81130200	1	ADJUSTABLE SHELF [R1] (1)
443	80250100	2	TURTLE TILE ON COMPT FLOOR, SHELF, TRAY OR DRAWER [R1] (2)
444	81130200	1	ADJUSTABLE SHELF [R2] (1)
445	80250100	2	TURTLE TILE ON COMPT FLOOR, SHELF, TRAY OR DRAWER [R2] (2)
446	81130200	1	ADJUSTABLE SHELF [A1] (1)
447	80250100	1	TURTLE TILE ON COMPT FLOOR, SHELF, TRAY OR DRAWER [A1] (1)
448	80388888	1	SPECIAL ITEM, On scene solution 86 tray 100% slideout
449		1	**CLAR NOTES, match hs 7309
450	80388888	1	SPECIAL ITEM, ACCESS PANELS TOP AND BOTTOM FOR LATCH ACCESS
451		1	**CLAR NOTES, new standard per Steve D.
452		1	**ENG Turtle Tile Color = red
453	81165705	1	UNISTRUT TRACK IN COMPTS
454	80220300	1	COMPT DOORS, HINGED, STS, PAINTED
455	80230600	1	DOOR SILL PROTECTION, BODY COMPTS, PROTEC, CLEAR FILM
456	80225225	1	REAR COMPT DOOR (A1) HINGED, STS, PAINTED
457	80230650	1	DOOR SILL PROTECTION, REAR COMPT, NOT FACTORY PROVIDED
458	84531110	1	COMPT LIGHTING, AMDOR LED LIGHT STRIPS, 2 PER COMPT
459	80288888	1	SPECIAL ITEM, STAINLESS STEEL COMPARTMENT TOPS AND BODY HUCK BOLTS TO BE STAINLESS STEEL
460		1	**CLAR NOTES, L2 DOORS ARE BARN STYLE, NOT AWNING. PLEASE HAVE DOOR BAR (INTERNAL) ROD SILENCERS SO THE DOOR RODS DO NOT RATTLE WHEN CLOSING.
461	80288888	1	SPECIAL ITEM, BODY DROP HEIGHT/REAR SUSPENSION
462		1	**CLAR NOTES, ENGINEERING: PLEASE CONFIGURE BODY DROP HEIGHT TO MATCH DUBLIN STAINLESS BODY DROP OR HILLIARD MINI TOWER DROP HEIGHT TO GIVE THE EXTRA INCH OF CLEARANCE IN THE REAR FENDER ARCH SPACING.—OR IF NOT ORDER REAR SUSPENSION WITH ADDITIONAL INCH OF HEIGHT ADJUSTABILITY.
463	80288888	1	SPECIAL ITEM, a1 barn doors brushed sts
464	80288888	1	SPECIAL ITEM, ENG: RIGHT SIDE BODY HEIGHT TO BE 36", NOT 30" HIGH.
465		1	**CLAR NOTES, RIGHT BODY HEIGHT RAISED TO 36" IN LIEU OF 30" TO FIT MORE EQUIPMENT.


Line	Item #	Qty	Item Description/Comments
466	80288888	1	SPECIAL ITEM, INNER DOOR Z PADDLES FOR EASY RELEASE
467		1	**CLAR NOTES, ALL INTERIOR DOORS TO HAVE Z EXTENDED HANDLES FOR THE INNER DOOR RELEASE. SHELVES TO BE DEEP ENOUGH SO THAT THE HANDLE CAN CLEAR IF THE SHELF IS AT HANDLE LEVEL.
468		1	**CLAR NOTES, STAINLESS STEEL COMPARTMENT TOPS REQUIRED TO MATCH HS 7309
469	10310305	1	BODY EXTERIOR
BODY EXTERIOR			
470	81310000	1	HOSEBED, ALUM FLOORING
471		1	**ENG List the Hose Bed Hose Load Req. = 1500' OF 5" 300' OF 1.75" CONNECTED TO REAR DISCHARGE ON LEFT. 300' OF 3" ON HIGH SIDE OF BODY ON LEFT. 300' OF 3" RIGHT SIDE REAR FOR BLITZFIRE LINE.
472	81330100	1	STANDARD HOSEBED HEIGHT
473	81410000	1	COVER, VINYL, MAIN HOSE BED
474		1	**ENG Hosebed Cover Color = Black.
475	81440200	1	COVER FASTENERS, BUNGIE CORDS WITH ORANGE TAB
476		1	**ENG Specify number of rear flaps, fasteners & and how they terminate (manufacturer's discretion or customer specified?) = TBD @ Pre-Con.
477	81330303	1	HOSE BED DIVIDERS, ADJ (3)
478	81331115	1	REMOVABLE SUPPORT BAR FOR REAR HOSEBED COVER
479	81910200	1	HANDRAILS, KNURLED STS, STS PUMPERS
480	82210100	1	STEPS, FRONT BODY, IC FOLD DOWN W/LIGHT (STS PUMPERS)
481		1	**ENG Step Light Color = Red.
482	82310000	1	STEPS, REAR BODY (14x11 & 14x8)
483	89988888	1	SPECIAL ITEM, all running boards and tailboard to be stainless grip strut
484		1	**CLAR NOTES, STAINLESS STEEL GRIP STRUT STEP SURFACES The rear step shall be stainless steel grip strut step material. It shall be nickle chrome plated to give it a polished look.
485	89988888	1	SPECIAL ITEM, DELETE RIGHT REAR BODY STEP

Line	Item #	Qty	Item Description/Comments
486		1	**CLAR NOTES,
487	89988888	1	SPECIAL ITEM, NO VERTICAL TREADPLATE ON BODY
488	82520000	1	RUB RAILS, EXTRUDED ALUM
489	83010025	1	ALUMINUM TREADPLATE (STS PPRS)
490	83030315	1	REAR STEP/TAILBOARD CORNERS, 45 DEGREE
491	83030425	1	GRIP STRUT ON RUNNING BOARD (1)
492	83030450	1	GRIP STRUT ON REAR STEP
493	83030750	1	REAR FENDERS, STAINLESS STEEL
494	80231200	1	4 SCBA CYLINDER COMPTS (2 LEFT, 2 RIGHT)
495	80290310	4	DOOR FINISH, BRUSHED STAINLESS, SINGLE/DOUBLE SCBA COMPT (4)
496	88520100	1	SUCTION HOSE, (2) 10' SECT 6" KOCEK LIGHTWEIGHT
497		1	**ENG Suction Hose Location = ONE ABOVE LADDERS AND ONE ON LEFT BODY. ON LEFT BODY, SCENE LIGHT TO BE FORWARD OF TROUGH.
498	88540100	1	SUCTION HOSE MOUNTING, DIAMOND PLATE TROUGHS
499	88550100	1	STRAINER, 6" KOCEK BARREL
500	89010000	1	LADDERS, DUO-SAFETY 900A 24'2-SEC & 775A 14' ROOF & 10' FOLDING
501	89032000	1	SKULL SAVER (1)
502	89510004	1	LADDER MOUNTING BRACKETS, W/POLISHED ALUM HANDLES
503	89088888	1	SPECIAL ITEM, UPGRADE TO PAC STRAPS FOR LADDERS
504	10310310	1	ELECTRICAL
ELECTRICAL			
505	84550199	1	LICENSE PLATE BRACKET - NOT PROVIDED
506	84511100	1	BODY ELECTRICAL DESCRIPTION
507	84520000	1	BACK UP ALARM, ECCO SA917
508	84588888	1	SPECIAL ITEM, CPI DOOR SWITCHES
509		1	**CLAR NOTES, BAR ACROSS REAR OF BODY TO TIE IN SIDE METAL LEFT TO RIGHT, LIKE UTICA, CLAYTON, SYRACUSE ETC.

Line	Item #	Qty	Item Description/Comments
510	85010420	1	TAILLIGHTS, WHELEN M6 SERIES, LED STOP/TAIL/TURN/REVERSE, QUAD HOUSING (PAIR)
511	85110100	1	ICC LIGHTS, LED
512	85130100	1	MARKER LIGHTS, BRITAX, FLEXIBLE, LED, PAIR, ON SIDES OF BODY, REAR CORNERS
513	85510210	1	STEP LIGHTS, LED, REAR BODY & WHELEN 2G AT PUMP PANEL
514	85710040	1	UNDERCARRIAGE GROUND LIGHTS, WHELEN 2G LED
515	86520300	1	REAR WORK LIGHTS, (2) FIRETECH WL-2000-F-B, LED
516	86600000	1	OPTICAL WARNING SYSTEM, UPPER (PUMPER)
			<p style="text-align: center;">UPPER WARNING SYSTEM (FROM BOTTOM OF WINDSHIELD UP)</p>  <p style="text-align: center;">Side Warning Zones Explained (Looking down on truck from sky)</p> 
517	86610110	1	UPPER WARNING LIGHTS, ZONE A (FRONT), WHELEN FREEDOM IV 72" LED LIGHT BAR, F4N7QLED, 10 MODULES
			
518		1	<p>**ENG Zone A, Upper Lightbar Color / Details = Zone A (front) - One (1) Whelen Model F4N7QLED LED Freedom Series 72" light bar. 10 red and 2 white</p> <p>Zone B (officer side) - Covered by the module from the light bar and the right rear stanchion beacon.</p>

Line	Item #	Qty	Item Description/Comments
			<p>Zone C (rear) – Two (2) Whelen MCFLED2R Micro Edge Freedom LED light bars mounted on the rear stanchions</p> <p>Zone D (driver side) - Covered by the module from the light bar and the left rear stanchion beacon.</p>
519		1	**ENG Upper Warning Lights Note: Body Facility to provide/install lightbar
520	86910110	1	OPTICOM, INSTALLED IN LIGHT BAR, GTT 795H LED (FOR WHELEN LIGHTBAR)
521		1	**ENG Opticom Note: Body Facility to provide/install Opticom
522	86699999	1	UPPER WARNING LIGHTS, ZONE B (OFFICER'S SIDE), COVERED BY ZONES A & C
523	86710120	1	UPPER WARNING LIGHTS, ZONE C (REAR), WHELEN LED BEACONS, MCFLED2* (PAIR)
524	86899999	1	UPPER WARNING LIGHTS, ZONE D (DRIVER'S SIDE), COVERED BY ZONES A & C
525	87100000	1	OPTICAL WARNING SYSTEM, LOWER (PUMPER)
			<div style="border: 1px solid black; padding: 10px;">  <p style="text-align: center;">LOWER WARNING SYSTEM (FROM BOTTOM OF WINDSHIELD DOWN)</p> <p style="text-align: center;">Side Warning Zones Explained (Looking down on truck from sky)</p> </div>
526	87110210	1	LOWER WARNING LIGHTS, ZONE A (FRONT), WHELEN M6 LED, M6* (QTY 4)
527	87811130	1	LOWER, ZONE A - MOUNTING LOCATION (DUAL HOUSINGS)
528		1	**ENG Zone A, Lower - Front, Mounting Location = (2) Warnings in top headlight housing, each side.
529	87210200	1	LOWER WARNING LIGHTS, ZONE B (OFFICER'S SIDE), WHELEN M6 LED, M6* (QTY 2), ION T-SERIES LED, TLI* (QTY 1)

Line	Item #	Qty	Item Description/Comments
530	87812110	1	LOWER, ZONE B - MOUNTING LOCATION (PUMPERS, TANKERS, RESCUES)
531		1	**ENG Zone B, Lower - Officer's Side, Mounting Location = -(1) Warning Light near the front corner of the Apparatus, -(1) Warning Light near the rear Axle. -(1) Warning Light near the rear corner of the Apparatus. -Reference Shop Order Drawing for lights and placement.
532	87310200	1	LOWER WARNING LIGHTS, ZONE C (REAR), WHELEN M6 LED, M6* (QTY 2)
533	87410200	1	LOWER WARNING LIGHTS, ZONE D (DRIVER'S SIDE), WHELEN M6 LED, M6* (QTY 2), ION T-SERIES TLI* (QTY 1)
534	87814110	1	LOWER, ZONE D - MOUNTING LOCATION (PUMPERS, TANKERS, RESCUES)
535		1	**ENG Zone D, Lower - Driver's Side, Mounting Location = -(1) Warning Light near the front corner of the Apparatus. -(1) Warning Light near the rear Axle. -(1) Warning Light near the rear corner of the Apparatus. -Reference Shop Order Drawing for lights and placement.
536	87537734	1	ADDITIONAL WARNING LIGHTS, WHELEN M6 LED, M6* (PAIR) (1)
537		1	**ENG Whelen M6 LED Warning Light Color = Amber.
538		1	**ENG Whelen M6 LED Lens Color = Amber.
539		1	**ENG Whelen M6 LED Mounting Location = OVER FRONT AXLE
540		1	**ENG Additional Whelen Warning Lights Note: Body Facility to provide/install Additional M6 LED Warning Lights
541	86530034	1	GOLIGHT 20204, (1) ON CAB ROOF, DASH CONTROL (LED) WHITE HOUSING
542		1	**ENG Go Light Control Mounting Location = Ceiling behind Cab Warning Lights.
543	86536785	1	CUSTOM RISER FOR SPOTLIGHT (1)
544		1	**ENG Go Light Note: Body Facility to provide/install GoLight.
545	87588888	1	SPECIAL ITEM, UPGRADE GOLITE TO WHELEN ARGIS ON LIGHTBAR LED
546	88393000	1	SCENE LIGHTS, FIRETECH 30K LUMENS, 12V LED, 72" 3-PIECE BROW, W/INTEGRATED ICCS FT-B-72-ML-3PKIT-* (1)
547		1	**ENG ICC Cab Marker Lights Integrated in Brow Light = Yes
548	88393052	5	SCENE LIGHT, FIRETECH GUARDIAN ELITE 20K, 12V LED, SURFACE MOUNT, FT-GESM (5)
549		1	**ENG Scene Light Details = ONE EACH SIDE OF CAB ONE EACH CENTERED ON BODY SIDES 1 ON REAR OF BODY--HIGH ON LEFT
550	88399940	4	ADDITIONAL SWITCH, 3-WAY FOR 12V LIGHTS (EA) (4)
551		1	**ENG Location & Function for Additional 3-Way Switches 12V = FOR SCENE LIGHTS LEFT FRONT RIGHT REAR--REAR ALSO ON REVERSE

Line	Item #	Qty	Item Description/Comments
552	10310410	1	PAINT & FINISH
PAINT & FINISH			
553	89910000	1	CORROSION REDUCTION PROGRAM (SPECS)
554	90010050	1	STAINLESS PAINT SCHEME - STS PPRS & MINITOWER
555	90030007	1	TWO TONE CAB
556	90029920	1	PAINT BREAK #2 - TOP OF GRILLE
			
557		1	**ENG Upper Color for Two Tone Paint = MATCH 5049 BLACK.
558		1	**ENG Lower Color for Two Tone Paint = RED.
559	90030140	1	PAINT FRAME RAILS - BLACK
560	90030190	1	TEXTURED FRAME RAIL COATING, PLUMBING AREA
561		1	**CLAR NOTES, MATCH HS7199
562	90510000	1	3" LETTERING, 22K UP TO 40
563	90530355	1	MALTESE CROSS LAMINATED 22KT GOLD (Pair)
564	90600220	1	REFLECTIVE MATERIAL, INTERIOR CAB DOORS, CHEVRONS, REFLEXITE
565		1	**ENG Reflective Striping Verbiage = ROME FIRE
566	90630610	1	1/2" 22KT GOLD STRIPE W/PRINTED EDGES AT CAB PAINT BREAK
567	90610200	1	6" SCOTCHLITE STRIPE AROUND TRUCK
568	90630501	1	ONE PIECE "Z" STRIPE (OVER 11-3/4")
569	90630100	2	1" SCOTCHLITE STRIPE ABOVE OR BELOW - EACH (2)

Line	Item #	Qty	Item Description/Comments
570	90630250	1	1/8" EDGE ABOVE AND BELOW SCOTCHLIGHT - ONE HIGHLIGHT COLOR & ONE BLACK (1)
571	90642210	8	22KT GOLD SPEAR ENDS (EACH) (8)
572	90680120	1	CHEVRON STRIPING, REAR BODY OUTBOARD, REFLEXITE
573		1	**ENG Chevron Striping, Rear Body Color = #030 Red Transparent & #018 Yellow.
574	90680220	1	CHEVRON STRIPING, REAR COMPT DOOR, REFLEXITE
575		1	**ENG Chevron Striping, Rear Compartment Door Color = #030 Red Transparent & #018 Yellow.
576	90590110	1	~ADDITIONAL GRAPHICS CONTINGENCY FUND
577		1	**ENG List Special Lettering/Striping Details = TBD
578	10310420	1	EQUIPMENT
EQUIPMENT			
579	91010000	1	MISC EQUIP - (1) PINT TOUCH-UP PAINT, STAINLESS STEEL NUTS & BOLTS
580	91030700	1	ZIAMATIC SAC-44 FOLDING WHEEL CHOCKS (PAIR) MTD W/ SQCH-44H HOLDERS
581		1	**ENG Wheel Chock Mounting Locations = TBD @ Pre-Con
582	89050550	2	CLIP MOUNT FOR PIKE POLE NOT RECESSED IN TUBE EA (2)
583		1	**CLAR NOTES,
584	92067758	4	STREAMLIGHT SL-44451 FIRE VULCAN LED HANDLIGHT W/12 VOLT CHARGER (4)
585	92588888	1	SPECIAL ITEM, BLITZFIRE, TFT, XXc-32
586		1	**CLAR NOTES, SPECIAL ROME 2.5" THREADS NEEDED. based on last truck co with adjustments
587	10310600	1	COMPLETION & WARRANTY
COMPLETION & WARRANTY			
588	99010100	1	MANUALS, ELECTRONIC VERSION (2-USB)
589	99031100	1	DELIVERY ZONE 1 300 MILE FROM POINT OF MFG
590	99088888	1	SPECIAL ITEM, Dealer to wash and prep truck for delivery
591		1	**CLAR NOTES, DEALER TO DELIVER THE TRUCK
592	99520120	1	WARRANTY, 2 YR. OR 30,000 MILES
593	99521100	1	WARRANTY, FRAME, LIFETIME

Line	Item #	Qty	Item Description/Comments
594	99521200	1	WARRANTY, CAB STRUCTURAL, 10 YR.
595	99521300	1	WARRANTY, BODY STRUCTURAL, 10 YR.
596	99521400	1	WARRANTY, PAINT, 10 YR.
597	99521900	1	WARRANTIES, MAJOR VENDOR COMPONENTS
598	10310500	1	DEALER SUPPLIED
DEALER SUPPLIED			
599	VMFIRE-3-1	1	DEALER SUPPLIED - WAXOYL UNDERCOATING SINGLE AXLE FIRE APPARATUS
600	VMFIRE-2-1	1	DEALER SUPPLIED - SUTPHEN CHANGE ALLOWANCE
601	VMFIRE-13-1	1	DEALER SUPPLIED - DEALER PREP FOR DELIVERY (PDI, NYSTI, ETC)
602	VMFIRE-6-1	1	DEALER SUPPLIED - TOOL MOUNTING ALLOWANCE - \$5,000
603		1	COOPERATIVE PURCHASING AGENCY FEES (Sourcewell)

RESOLUTION NO. 70

AUTHORIZING THE CITY CLERK TO ADVERTISE FOR BIDS FOR THE DEMOLITION OF TORNADO DAMAGED STRUCTURES AT 425 ERIE BOULEVARD AND 328 RIDGE STREET (RFB-2025-006).

By _____:

BE IT RESOLVED, by the Board of Estimate and Contract of the City of Rome, New York, that the City Clerk is hereby authorized and directed to advertise for bids for the demolition of tornado damaged structures at 425 Erie Boulevard and 328 Ridge Street (RFB-2025-006); and

BE IT FURTHER RESOLVED, that such bids shall be returned to the Office of the City Clerk, 1st floor, Rome City Hall, no later than 11:00 a.m. on May 8, 2025, said bids to be opened in the Common Council Chambers, 2nd floor, Rome City Hall, at 11:00 a.m. on the same date and shall be opened by the City of Rome Purchasing Agent, and

BE IT FURTHER RESOLVED, that the City of Rome reserves the right to reject any and all proposals deemed not to be in the best interests of the City of Rome.

Seconded by _____.

AYES & NAYS: Mayor Lanigan _____ Nash _____ Feeney _____
Guiliano _____ Adams _____

ADOPTED _____ DEFEATED _____